

# **Community Unit School District 201**

**Westmont, IL**

**2022 -2023 Budget**

**September 27, 2022**



*Small Schools*

**LARGE OPPORTUNITIES**

**Community Unit School District 201  
133 South Grant Street  
Westmont, IL 60559**

## **Chief School Business Official Letter**

TO: Community Unit School District 201  
RE: Fiscal Year 2022-23 Proposed Budget  
DATE: September 27, 2022

The Budget Book includes budgeted allocations for Fiscal Year 2022-23 and unaudited revenue and expenditures from Fiscal Year 2021-22. The Tentative Budget was placed on display July 20, 2022, at Community Unit School District 201's District Office, 133 South Grant Street Westmont, IL 60559. Adjustments were made to the Tentative Budget as additional information was received regarding revenues and expenditures. On September 27, 2022, at 6:00 p.m., the budget will be presented at a public hearing and recommended for adoption by the Board of Education.

The Board of Education recognizes that it has a responsibility to the taxpayers of Community Unit School District 201 to operate in a fiscally sound manner. The Board also recognizes that it is impossible to meet an infinite array of educational needs with finite resources. Therefore, the primary objective of this budget is to provide the greatest educational opportunities for our students within the constraints of available resources.

The preparation of the budget involves a detailed review of major revenue sources and expenditures. Building the budget is a collaborative process. Input is received from many staff members including but not limited to principals, directors and instructional staff.

We continue to monitor fiscal concerns that could impact our district. These concerns include but are not limited to the following: the tax cap's effect on limiting revenue, tax revenue appeals and refunds, a decrease in state funding, construction projects, rising costs for special education, and increased costs for medical insurance. It is our intent to continue to spend responsibly while seeking long term solutions to the issues that have adversely affected the financial resources of our district.

I would like to thank the Board of Education for their hard work, support, and dedication in conducting the financial affairs of the District in a responsible and efficient manner.

We believe that if we work together as a team and manage our resources well, we can meet the high expectations of our community and ensure the success of each student.

Respectfully submitted,

*Anthony Ruelli*

Mr. Anthony Ruelli  
Chief School Business Official

## ***Introduction***

The development of the Fiscal Year 2022-23 Budget was an ongoing process throughout the 2021-22 school year. Meetings between the Chief School Business Official and administrators occurred to review the district's educational goals, programs, budget procedures, historical data, and anticipated revenue.

The development of the budget maximizes the use of available resources while achieving the goals of Community Unit School District 201. The budget is built using the following data:

- Enrollment projections
- Staffing
- Historical financials
- Tax collections
- The Strategic Plan
- Capital Projects
- Technology initiatives

In accordance with state requirements, the budget for a school district is separated into various funds. Each fund has its own budget and a specific purpose for use of expenditures. The Illinois School Code allows for the transfer of interest earnings and/or interfund transfers. Transfers must be approved by the Board of Education.

The administration follows budget guidelines approved by the Board of Education. Additionally, district and school administrators manage their assigned budget line items in collaboration with their staff. The intent of this budget is to provide a financial plan, or blueprint for the fiscal operations of the 2022-23 school year at Community Unit School District 201.

**Community Unit School District 201 Board of Education Members**

President

Adina Hoover

Term: 2021 – 2023

Vice President

Jessica Radogno

Term: 2021 – 2025

Secretary

Angela Steketee

Term: 2021 - 2025

Member

Leah Conover

Term: 2021 – 2025

Member

Laura Coyle

Term: 2019 – 2023

Member

Carlos Hevia

Term: 2021 – 2023

Member

Kevin Marren

Term: 2021 – 2025

## **Budget Overview**

## Fund Categories

All district financial activity, as managed by the state of Illinois, must be divided into separate accounting units known as funds. Within these funds, money is deposited, expended, and recorded for specific purpose.

<b>Education Fund (10)</b>
The Education Fund is used for all instructional programs. This Fund provides for human resources and benefits for classroom teachers, program and clerical assistants, and building assistants; books and materials; instructional equipment including technology; maintenance contracts for instructional equipment and educational consultants; and many other expenses directly related to instruction. Community Unit School District 201 is a self-funded entity which manages their own benefits for all staff members. All transactions and fund balances related the District’s Self-Insurance Fund (12) are recorded in the Education Fund (10).
<b>Operations &amp; Maintenance Fund (20)</b>
This fund provides appropriations to maintain, improve, or repair school buildings and grounds. This fund also provides for human resources and benefits for the buildings and grounds staff; custodial and maintenance supplies; utilities including the purchase of natural gas and electricity; equipment needed for the upkeep of buildings; and any maintenance work that is needed to be completed by outside contractors.
<b>Debt Service Fund (30)</b>
This fund is utilized to manage all debt obligations of the School District. Illinois School Code only allows the transfer of earned interest on investments to other funds if needed.
<b>Transportation Fund (40)</b>
This fund provides for expenses for contractual and district-owned buses used for daily student transportation and after school sports and activities.
<b>Social Security and Illinois Municipal Retirement Fund (IMRF) (50/51)</b>
This fund provides for expenses related to Social Security, Medicare, and retirement for classified school district employees.
<b>Capital Projects Fund (60)</b>
This fund accounts for financial resources to be used for the acquisition or construction of major capital facilities. In July 2022, the District issued Working Cash Bonds. These transactions are internally tracked in Fund 61 however, it affects the fund balance in Fund 60.
<b>Working Cash Fund (70)</b>
This fund is reserved for cash flow when revenue is not received to meet expenditures and may be used to help support the operating funds. No expenditures can be made from this fund, but any taxes levied or working cash bonds are deposited here.
<b>Tort Immunity Fund (80)</b>
This fund provides for liability, security, and any needed equipment related to the safety of students and staff.
<b>Life Safety Fund (90)</b>
The life safety fund is used for eligible code-required building projects.

## ***Revenue Sources***

There are three major sources for revenue:

<b>Local (1000)</b>
Property taxes, corporate taxes, interest, rental income, and school fees.
<b>State (3000)</b>
Evidence Based Funding, categorical grants, special education, and transportation.
<b>Federal (4000)</b>
Federal grants (Title I, II, III, IV, ESSER Funds, and National School Lunch Program).

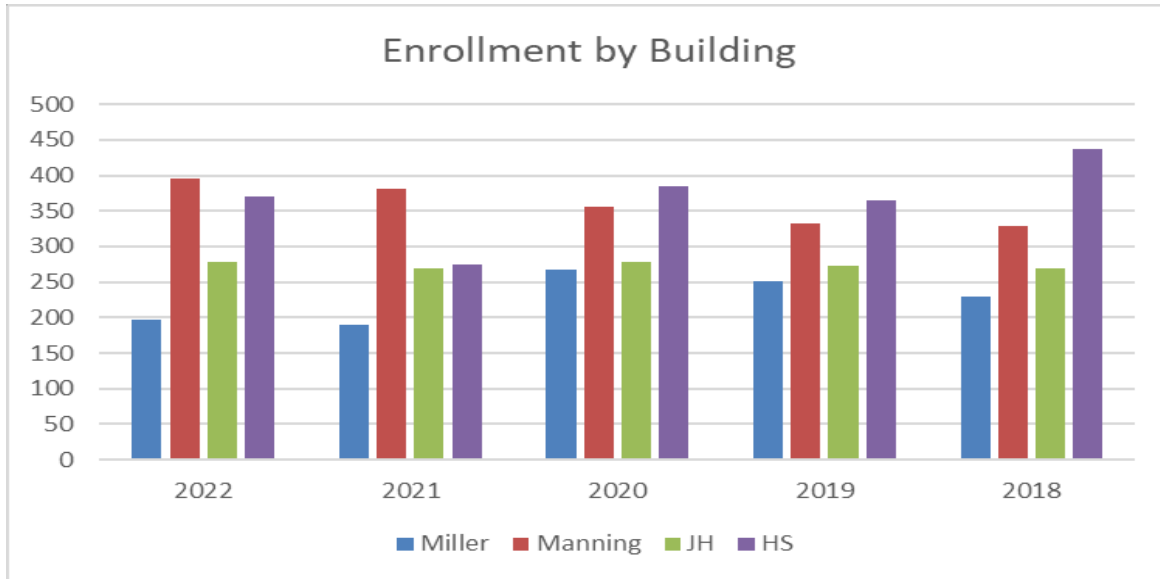
## ***Expenditure Objects***

Expenditure objects describe the type of expense within each fund.

<b>Salaries (100)</b>
Amounts paid to permanent, temporary, or substitute employees on payroll. This includes gross salaries, overtime, and extra duty.
<b>Employee Benefits (200)</b>
Benefit costs paid by the District on behalf of employees.
<b>Purchase Services (300)</b>
Amounts paid for personal services provided to the District by a company or non-employee. Repairs, speakers, professional development and consulting are a few examples.
<b>Supplies and Materials (400)</b>
Material items of an expendable nature that are used for instructional and support services.
<b>Capital Outlay (500)</b>
Expenditures for the acquisitions of fixed assets, improvements of building, or technology.
<b>Other Objects (600)</b>
Amounts paid for goods and services not otherwise classified above. Special education dues and fees are paid from this object.
<b>Non-Capitalized Equipment (700)</b>
Items that would be classified as capital assets except that they cost less than the capitalization threshold adopted by the school board, \$1,500.

## Student Enrollment Trends

Below is a summary of historical enrollment trends by building, excluding South. The District has experienced relatively stable enrollment over the past several years. In 2021, Community Unit School District 201 moved to grade level centers for each building.



	2022	2021	2020	2019	2018
<b>Miller</b>	197	189	267	251	229
<b>Manning</b>	396	381	356	333	329
<b>JH</b>	278	269	279	273	270
<b>HS</b>	371	274	385	365	437



## Staffing

Community Unit School District 201 has three collective bargaining units: Westmont Teachers Association, Westmont Education Support Personnel Association, and Westmont Custodial and Maintenance Association. Below are the staffing totals per building.

<b>District Office Staff</b>	10
<b>South</b>	6
<b>Miller</b>	38
<b>Manning</b>	49
<b>JH</b>	47
<b>HS</b>	81

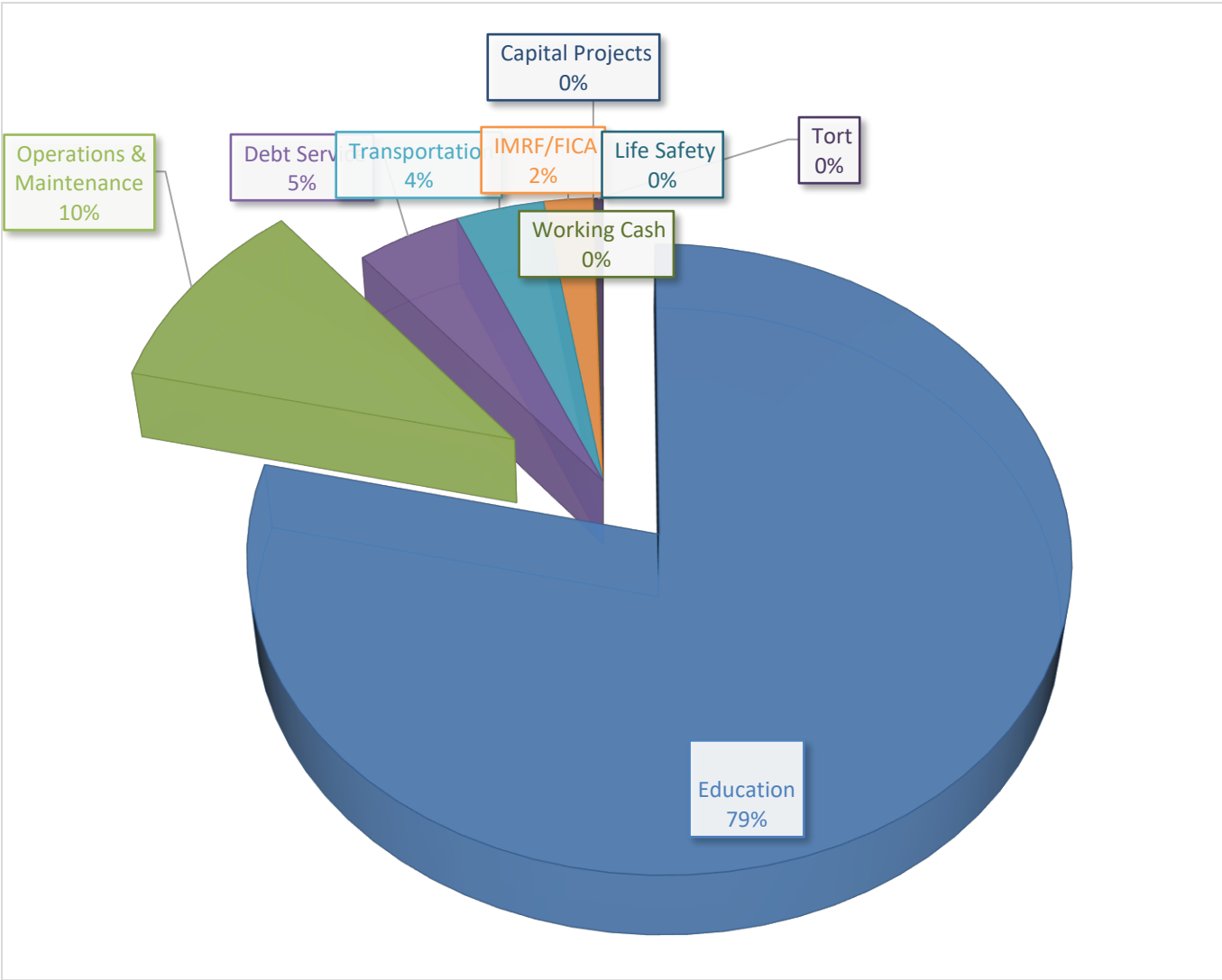
## Governmental Funds

The Governmental Funds analysis is a compilation of all District funds combined together. The compilation of the total funds is for discussion purposes only due to restrictions that exist limiting the use of some funds and the ability to transfer dollars between funds.

## Governmental Funds Summary by Fund

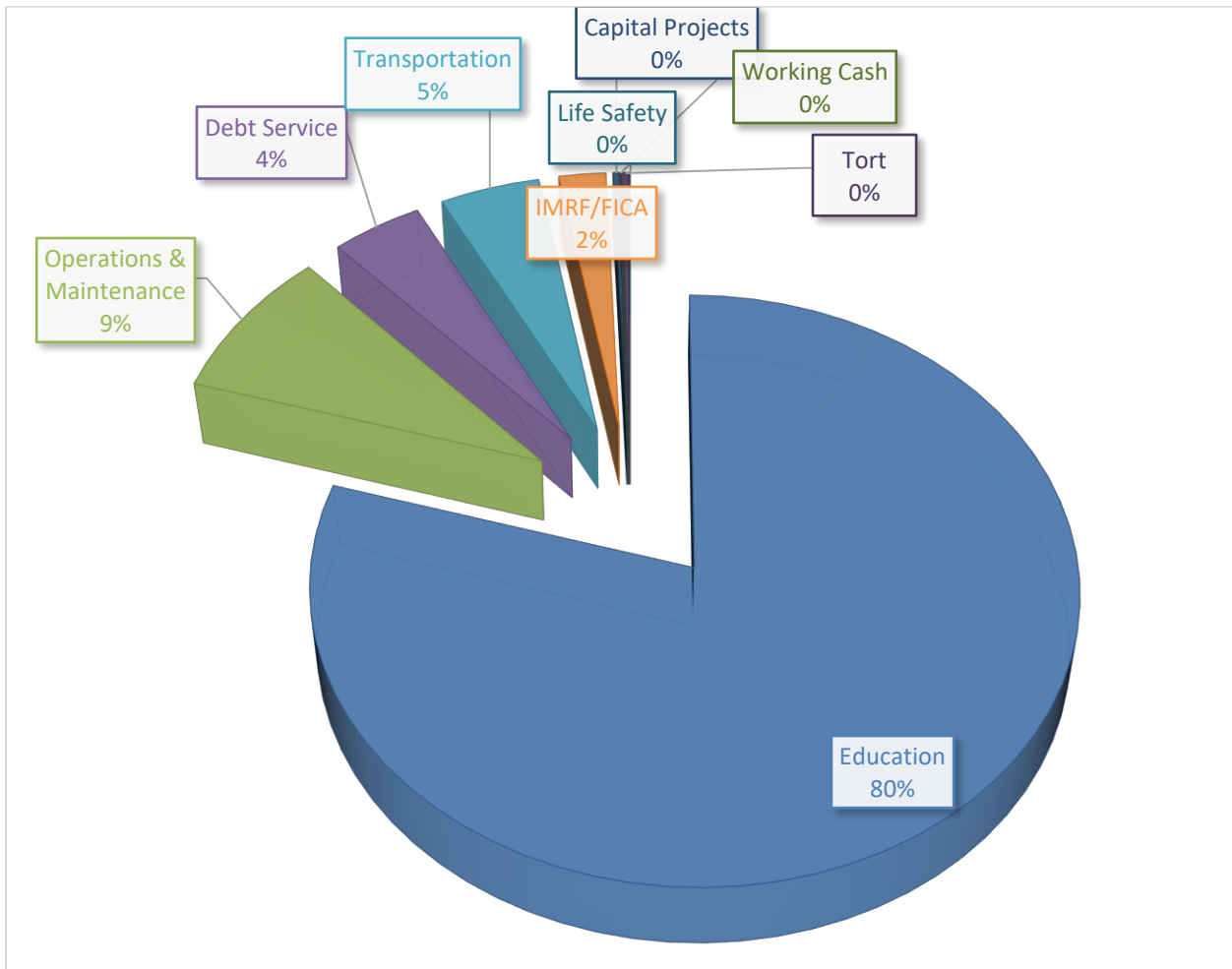
The District receives the majority of its revenue and also expends the majority of the budget from the Educational Fund. Revenue for the Educational Fund is 79% of the total and the Operations and Maintenance Fund is 10% of the total revenue, excluding the 2022 Bonds and the District's Self-Insurance.

# Total Revenue by Fund



Expenditures in the Educational Fund are 80% of the total and expenditures in the Operation & Maintenance Fund are 9% of total expenditures, excluding the 2022 Bonds the District's Self-Insurance Fund.

## Total Expenditures by Fund



# Revenue and Expenditure Analysis

Community Unit School District 201						
All Funds (excluding 2022 Bonds, Self-Insurance and Transfers): Revenue Analysis						
	AFR FY 2020	AFR FY 2021	\$ Δ	Unaudited FY 2022	\$ Δ	Proposed Budget FY 2023
<b>LOCAL</b>						
Property Taxes	\$ 20,484,545.00	\$ 21,075,556.00	2.89%	\$ 25,930,397.66	23.04%	\$ 27,049,331
Other Local	\$ 5,577,682.00	\$ 5,081,912.00	-8.89%	\$ 6,477,900.55	27.47%	\$ 1,565,665
<b>TOTAL LOCAL REVENUE</b>	<b>\$ 26,062,227.00</b>	<b>\$ 26,157,468.00</b>	<b>-3.00%</b>	<b>\$ 32,408,298.21</b>	<b>25.25%</b>	<b>\$ 28,614,996</b>
<b>STATE</b>						
Evidence Based Funding	\$ 1,326,082.00	\$ 1,326,079.00	0.00%	\$ 1,327,561.72	0.11%	\$ 1,326,308
Other State Revenue	\$ 910,248.00	\$ 968,305.00	6.38%	\$ 990,432.31	2.29%	\$ 641,609
<b>TOTAL STATE REVENUE</b>	<b>\$ 2,236,330.00</b>	<b>\$ 2,294,384.00</b>	<b>3.19%</b>	<b>\$ 2,317,994.03</b>	<b>1.20%</b>	<b>\$ 1,967,917</b>
<b>TOTAL FEDERAL REVENUE</b>	<b>\$ 989,805.00</b>	<b>\$ 1,206,257.00</b>	<b>21.87%</b>	<b>\$ 1,943,060.98</b>	<b>61.08%</b>	<b>\$ 2,472,737</b>
<b>TOTAL REVENUE</b>	<b>\$ 29,288,362.00</b>	<b>\$ 29,658,109.00</b>	<b>1.26%</b>	<b>\$ 36,669,353.22</b>	<b>23.64%</b>	<b>\$ 33,055,650</b>

Community Unit School District 201						
All Funds (excluding 2022 Bonds, Self Insurance Fund, and Transfers): Expenditure Analysis						
	AFR FY 2020	AFR FY 2021	\$ Δ	Unaudited FY 2022	\$ Δ	Proposed Budget FY 2023
Salaries	\$ 16,610,996.00	\$ 16,910,089.00	1.80%	\$ 18,406,041.21	8.85%	\$ 19,663,831
Benefits	\$ 4,017,236.00	\$ 4,130,848.00	2.83%	\$ 3,900,301.10	-5.58%	\$ 4,621,879
<b>TOTAL SALARIES &amp; BENEFITS</b>	<b>\$ 20,628,232.00</b>	<b>\$ 21,040,937.00</b>	<b>2.31%</b>	<b>\$ 22,306,342.31</b>	<b>1.63%</b>	<b>\$ 24,285,710</b>
Purchased Services	\$ 2,937,964.00	\$ 2,254,676.00	-23.26%	\$ 3,803,327.61	68.69%	\$ 3,701,406
Supplies and Materials	\$ 1,266,780.00	\$ 1,261,007.00	-0.46%	\$ 1,547,819.23	22.74%	\$ 1,797,270
Capital Outlay	\$ 373,063.00	\$ 602,103.00	61.39%	\$ 778,148.12	29.24%	\$ 415,488
Other Objects	\$ 3,403,796.00	\$ 3,345,524.00	-1.71%	\$ 3,945,158.11	17.92%	\$ 4,695,406
Non-Capital Equipment	\$ 183,848.00	\$ 162,201.00	-11.77%	\$ 130,075.69	-19.81%	\$ 206,237
<b>TOTAL ALL OTHER</b>	<b>\$ 8,165,451.00</b>	<b>\$ 7,625,511.00</b>	<b>4.84%</b>	<b>\$ 10,204,528.76</b>	<b>23.76%</b>	<b>\$ 10,815,807</b>
<b>TOTAL EXPENDITURES</b>	<b>\$ 28,793,683.00</b>	<b>\$ 28,666,448.00</b>	<b>-0.44%</b>	<b>\$ 32,510,871.07</b>	<b>13.41%</b>	<b>\$ 35,101,517</b>

**Community Unit School District 201**  
**July 1, 2022 - June 30, 2023 Budget Summary**

	Education	Self-Insurance Fund (12)	Operations & Maintenance	Debt Service	Transportation	IMRF/FICA	Capital Projects	2022 Bonds Fund (61)	Working Cash	Tort	Life Safety	Total FY 2023 Budget	Unaudited FY 2022 Actuals
<b>REVENUES</b>													
Local Sources	\$ 21,881,173	\$ 3,633,000	\$ 3,478,464	\$ 1,496,216	\$ 920,382	\$ 706,678	\$ -	\$ 10,000	\$ 1,500	\$ 130,583	\$ -	\$ 32,257,996	\$ 32,408,298
State Sources	\$ 1,637,922	\$ -	\$ -	\$ -	\$ 329,995	\$ -	\$ -	\$ -	\$ -	\$ -	\$ -	\$ 1,967,917	\$ 2,317,994
Federal Sources	\$ 2,472,737	\$ -	\$ -	\$ -	\$ -	\$ -	\$ -	\$ -	\$ -	\$ -	\$ -	\$ 2,472,737	\$ 1,943,061
Other Sources	\$ -	\$ -	\$ -	\$ -	\$ -	\$ -	\$ -	\$ -	\$ -	\$ -	\$ -	\$ -	\$ -
<b>TOTAL REVENUE</b>	<b>\$ 25,991,832</b>	<b>\$ 3,633,000</b>	<b>\$ 3,478,464</b>	<b>\$ 1,496,216</b>	<b>\$ 1,250,377</b>	<b>\$ 706,678</b>	<b>\$ -</b>	<b>\$ 10,000</b>	<b>\$ 1,500</b>	<b>\$ 130,583</b>	<b>\$ -</b>	<b>\$ 36,698,650</b>	<b>\$ 36,669,353</b>
<b>EXPENDITURES</b>													
Salaries	\$ 18,545,027	\$ -	\$ 1,107,229	\$ -	\$ 11,575	\$ -	\$ -	\$ -	\$ -	\$ -	\$ -	\$ 19,663,831	\$ 18,406,041
Benefits	\$ 3,571,729	\$ 4,028,347	\$ 283,007	\$ -	\$ -	\$ 767,143	\$ -	\$ -	\$ -	\$ -	\$ -	\$ 8,650,226	\$ 7,928,648
Purchase Services	\$ 1,512,881	\$ -	\$ 515,360	\$ -	\$ 1,545,165	\$ -	\$ -	\$ 75,000	\$ -	\$ 128,000	\$ -	\$ 3,776,406	\$ 3,803,328
Supplies and Materials	\$ 957,368	\$ -	\$ 839,902	\$ -	\$ -	\$ -	\$ -	\$ -	\$ -	\$ -	\$ -	\$ 1,797,270	\$ 1,547,819
Capital Outlay	\$ 80,488	\$ -	\$ 149,000	\$ -	\$ 86,000	\$ -	\$ 100,000	\$ 4,964,900	\$ -	\$ -	\$ -	\$ 5,380,388	\$ 778,148
Other Objects	\$ 3,093,061	\$ -	\$ 101,200	\$ 1,501,145	\$ -	\$ -	\$ -	\$ -	\$ -	\$ -	\$ -	\$ 4,695,406	\$ 3,945,158
Non-Capital Equipment	\$ 183,737	\$ -	\$ 22,500	\$ -	\$ -	\$ -	\$ -	\$ -	\$ -	\$ -	\$ -	\$ 206,237	\$ 130,076
<b>TOTAL EXPENDITURES</b>	<b>\$ 27,944,291</b>	<b>\$ 4,028,347</b>	<b>\$ 3,018,198</b>	<b>\$ 1,501,145</b>	<b>\$ 1,642,740</b>	<b>\$ 767,143</b>	<b>\$ 100,000</b>	<b>\$ 5,039,900</b>	<b>\$ -</b>	<b>\$ 128,000</b>	<b>\$ -</b>	<b>\$ 44,169,764</b>	<b>\$ 36,539,218</b>
<b>OTHER FINANCING SOURCES (USES)</b>													
Transfers In/Other Financing Sources	\$ -	\$ -	\$ 5,706,453	\$ -	\$ -	\$ -	\$ -	\$ 5,706,453	\$ 5,706,453	\$ -	\$ -	\$ 17,119,358	\$ 2,421,999
Transfers Out/Other Financing Uses	\$ -	\$ -	\$ 5,706,453	\$ -	\$ -	\$ -	\$ -	\$ -	\$ 5,706,453	\$ -	\$ -	\$ 11,412,906	\$ -
<b>TOTAL OTHER FINANCING SOURCES (USES)</b>	<b>\$ -</b>	<b>\$ -</b>	<b>\$ -</b>	<b>\$ -</b>	<b>\$ -</b>	<b>\$ -</b>	<b>\$ -</b>	<b>\$ 5,706,453</b>	<b>\$ -</b>	<b>\$ -</b>	<b>\$ -</b>	<b>\$ 5,706,453</b>	<b>\$ 2,421,999</b>
Unaudited Fund Balances, Beginning of Year	\$ 12,410,570	\$ 167,395	\$ 2,811,329	\$ 805,843	\$ 1,599,323	\$ 1,037,338	\$ 1,947,439	\$ -	\$ 878,642	\$ 64,982	\$ 20,448	\$ 21,743,308	\$ 21,599,311
Net Change in Fund Balance	\$ (1,952,459)	\$ (395,347)	\$ 460,266	\$ (4,929)	\$ (392,363)	\$ (60,465)	\$ (100,000)	\$ 676,553	\$ 1,500	\$ 2,583	\$ -	\$ (2,045,867)	\$ 2,552,134
Fund Balances, End of Year	\$ 10,458,111	\$ (227,952)	\$ 3,271,595	\$ 800,914	\$ 1,206,960	\$ 976,873	\$ 1,847,439	\$ 676,553	\$ 880,142	\$ 67,565	\$ 20,448	\$ 19,978,647	\$ 21,743,308

\* EXCLUDING 2022 BONDS and SELF INSURANCE

Unaudited Fund Balances, Beginning of Year	\$ 12,410,570	\$ -	\$ 2,811,329	\$ 805,843	\$ 1,599,323	\$ 1,037,338	\$ 1,947,439	\$ -	\$ 878,642	\$ 64,982	\$ 20,448	\$ 21,743,308	\$ 21,599,311
Net Change in Fund Balance	\$ (1,952,459)	\$ -	\$ 460,266	\$ (4,929)	\$ (392,363)	\$ (60,465)	\$ (100,000)	\$ -	\$ 1,500	\$ 2,583	\$ -	\$ (2,045,867)	\$ 2,552,134
Fund Balances, End of Year	\$ 10,458,111	\$ -	\$ 3,271,595	\$ 800,914	\$ 1,206,960	\$ 976,873	\$ 1,847,439	\$ -	\$ 880,142	\$ 67,565	\$ 20,448	\$ 19,978,647	\$ 21,743,308

**REVENUE**

ACCOUNT #	ACCOUNT NAME	BUDGET FY23	UNAUDITED FY22	BUDGET FY22	ACTUAL FY21	ACTUAL FY20
<b>Property Taxes</b>						
10R000 1111 0000 00 000000	CURRENT YEAR EX	\$ 8,685,485	\$ 8,494,309	\$ 8,288,193	\$ 7,935,640	\$ 7,914,406
10R000 1112 0000 00 000000	PRIOR YEAR EXTE	\$ 8,299,353	\$ 8,279,939	\$ 8,206,937	\$ 7,666,209	\$ 7,501,266
10R000 1113 0000 00 000000	OTHER YEAR EXTE	\$ -	\$ -	\$ -	\$ 4,206	\$ 200
10R000 1141 0000 00 000000	SPEC ED CURRENT	\$ 2,129,644	\$ 1,752,675	\$ 1,820,419	\$ 1,742,985	\$ 1,762,039
10R000 1142 0000 00 000000	SPEC ED PRIOR Y	\$ 1,910,726	\$ 1,818,607	\$ 1,802,572	\$ 1,706,781	\$ 1,669,956
10R000 1143 0000 00 000000	SPEC ED OTHER Y	\$ -	\$ -	\$ -	\$ 628	\$ 15
20R000 1111 0000 00 000000	CURRENT YEAR EX	\$ 1,399,469	\$ 1,352,542	\$ 1,320,254	\$ 1,272,713	\$ 1,286,678
20R000 1112 0000 00 000000	PRIOR YEAR EXTE	\$ 1,395,195	\$ 1,327,931	\$ 1,316,222	\$ 1,246,327	\$ 1,179,288
20R000 1113 0000 00 000000	OTHER YEAR EXTE	\$ -	\$ -	\$ -	\$ 615	\$ 27
30R000 1111 0000 00 000000	CURRENT YEAR EX	\$ 770,572	\$ 685,365	\$ 690,394	\$ 661,028	\$ 679,364
30R000 1112 0000 00 000000	PRIOR YEAR EXTE	\$ 724,644	\$ 689,707	\$ 683,626	\$ 658,059	\$ 653,117
30R000 1113 0000 00 000000	OTHER YEAR EXTE	\$ -	\$ -	\$ -	\$ 346	\$ 15
40R000 1111 0000 00 000000	CURRENT YEAR EX	\$ 455,936	\$ 431,023	\$ 430,128	\$ 411,833	\$ 416,286
40R000 1112 0000 00 000000	PRIOR YEAR EXTE	\$ 454,646	\$ 429,701	\$ 428,911	\$ 403,231	\$ 421,193
40R000 1113 0000 00 000000	OTHER YEAR EXTE	\$ -	\$ -	\$ -	\$ 228	\$ 10
50R000 1111 0000 00 000000	CURRENT YEAR EX	\$ 119,780	\$ -	\$ 113,000	\$ 109,988	\$ 167,011
50R000 1112 0000 00 000000	PRIOR YEAR EXTE	\$ 120,572	\$ 114,759	\$ 113,747	\$ 161,774	\$ 158,107
50R000 1113 0000 00 000000	OTHER YEAR EXTE	\$ -	\$ -	\$ -	\$ 83	\$ 4
51R000 1151 0000 00 000000	SS CURRENT YR E	\$ 227,900	\$ 213,058	\$ 215,000	\$ 205,090	\$ 232,988
51R000 1152 0000 00 000000	SS PRIOR YEAR E	\$ 224,826	\$ 213,988	\$ 212,100	\$ 225,681	\$ 220,941
51R000 1153 0000 00 000000	SS OTHER YEAR E	\$ -	\$ -	\$ -	\$ 116	\$ 5
80R000 1111 0000 00 000000	CURRENT YEAR EX	\$ 65,613	\$ 64,957	\$ 61,899	\$ 59,266	\$ 55,210
80R000 1112 0000 00 000000	PRIOR YEAR EXTE	\$ 64,970	\$ 61,838	\$ 61,292	\$ 53,479	\$ 52,362
80R000 1113 0000 00 000000	OTHER YEAR EXTE	\$ -	\$ -	\$ -	\$ 29	\$ 1
<b>1110</b>	<b>Subtotal-Property Taxes</b>	<b>\$ 27,049,331</b>	<b>\$ 25,930,398</b>	<b>\$ 25,764,694</b>	<b>\$ 24,526,336</b>	<b>\$ 24,370,489</b>
<b>CPPRT</b>						
10R000 1230 0000 00 000000	CORP PER PROP R	\$ 450,000	\$ 1,770,019	\$ 450,000	\$ 395,345	\$ 308,938
20R000 1230 0000 00 000000	CORP PER PROP R	\$ 400,000	\$ -	\$ -	\$ -	\$ -
50R000 1230 0000 00 000000	CORP PER PROP R	\$ 12,000	\$ 12,000	\$ 12,000	\$ 12,000	\$ 12,000
51R000 1230 0000 00 000000	CORP PER PROP R	\$ 1,000	\$ 1,000	\$ 1,000	\$ 1,000	\$ 1,000
<b>1230</b>	<b>Subtotal-CPPRT</b>	<b>\$ 863,000</b>	<b>\$ 1,783,019</b>	<b>\$ 463,000</b>	<b>\$ 408,345</b>	<b>\$ 321,938</b>
<b>Tuition</b>						
10R000 1311 0000 03 000000	TUITION-REGULAR	\$ 5,500	\$ 16,200	\$ 5,500	\$ 5,900	\$ 18,459
10R000 1321 0000 00 000000	SUMMER SCHOOL T	\$ 4,000	\$ -	\$ 500	\$ -	\$ (70)
10R000 1321 0000 04 000000	SUMMER SCHOOL T	\$ 1,200	\$ 1,490	\$ 500	\$ 520	\$ 665
10R000 1321 0000 05 000000	SUMMER SCHOOL T	\$ 500	\$ -	\$ 500	\$ -	\$ (50)

<b>1300s</b>	<b>Subtotal-Tuition</b>	<b>\$ 11,200</b>	<b>\$ 17,690</b>	<b>\$ 7,000</b>	<b>\$ 6,420</b>	<b>\$ 19,004</b>
<b>Transportation</b>						
40R000 1411 3390 01 740000	TRANSP FEES FRO	\$ 100	\$ -	\$ 100	\$ -	\$ -
40R000 1411 3390 02 740000	TRANSP FEES FRO	\$ 100	\$ -	\$ 100	\$ -	\$ -
40R000 1411 3390 04 740000	TRANSP FEES FRO	\$ 100	\$ -	\$ 100	\$ -	\$ -
40R000 1412 3310 09 000000	TRANSP FEES FRO	\$ 8,000	\$ 64,191	\$ 8,000	\$ 8,827	\$ 13,579
<b>1400s</b>	<b>Subtotal-Transportation</b>	<b>\$ 8,300</b>	<b>\$ 64,191</b>	<b>\$ 8,300</b>	<b>\$ 8,827</b>	<b>\$ 13,579</b>
<b>Interest</b>						
10R000 1510 0000 00 000000	INTEREST ON INV	\$ 20,000	\$ 14,293	\$ 16,500	\$ 17,151	\$ 189,388
20R000 1510 0000 00 000000	INTEREST ON INV	\$ 4,500	\$ 7,461	\$ 4,500	\$ 4,581	\$ 50,770
30R000 1510 0000 00 000000	INTEREST ON INV	\$ 1,000	\$ 697	\$ 1,000	\$ 788	\$ 9,234
40R000 1510 0000 00 000000	INTEREST ON INV	\$ 1,500	\$ 2,821	\$ 1,500	\$ 1,789	\$ 23,569
50R000 1510 0000 00 000000	INTEREST ON INV	\$ 500	\$ 1,119	\$ 500	\$ 713	\$ 10,612
51R000 1510 0000 00 000000	INTEREST ON INV	\$ 100	\$ 457	\$ 100	\$ 431	\$ 3,688
60R000 1510 0000 00 000000	INTEREST ON INV	\$ -	\$ 146	\$ 100	\$ 139	\$ 2,445
61R000 1510 0000 00 000000	INTEREST ON INV	\$ 10,000	\$ -	\$ -	\$ -	\$ -
70R000 1510 0000 00 000000	INTEREST ON INV	\$ 1,500	\$ 1,430	\$ 400	\$ 676	\$ 20,275
80R000 1510 0000 00 000000	INTEREST ON INV	\$ -	\$ 6	\$ 25	\$ 36	\$ 181
90R000 1510 0000 00 000000	INTEREST ON INV	\$ -	\$ 16	\$ 25	\$ 359	\$ 2,700
<b>1510</b>	<b>Subtotal-Interest</b>	<b>\$ 39,100</b>	<b>\$ 28,445</b>	<b>\$ 24,650</b>	<b>\$ 26,662</b>	<b>\$ 312,861</b>
<b>Food Service</b>						
10R000 1611 0000 01 000000	PUPIL LUNCH	\$ 100	\$ 704	\$ 100	\$ 581	\$ 18,173
10R000 1611 0000 02 000000	PUPIL LUNCH	\$ 100	\$ 251	\$ 100	\$ 121	\$ 12,832
10R000 1611 0000 04 000000	PUPIL LUNCH	\$ 200	\$ 10,347	\$ 200	\$ 339	\$ 25,450
10R000 1611 0000 05 000000	PUPIL LUNCH	\$ 500	\$ 966	\$ 500	\$ 575	\$ 21,495
10R000 1612 0000 01 000000	BREAKFAST	\$ -	\$ -	\$ 10	\$ -	\$ 2,160
10R000 1612 0000 02 000000	BREAKFAST	\$ -	\$ -	\$ 10	\$ -	\$ 1,264
10R000 1612 0000 04 000000	BREAKFAST	\$ -	\$ 849	\$ 10	\$ -	\$ 1,801
10R000 1612 0000 05 000000	BREAKFAST	\$ -	\$ -	\$ 10	\$ -	\$ 749
10R000 1613 0000 01 000000	A LA CARTE	\$ -	\$ -	\$ 10	\$ -	\$ 1,284
10R000 1613 0000 02 000000	A LA CARTE	\$ -	\$ -	\$ 10	\$ -	\$ 968
10R000 1613 0000 04 000000	A LA CARTE	\$ 1,000	\$ 162	\$ 500	\$ -	\$ 14,076
10R000 1613 0000 05 000000	A LA CARTE	\$ 5,000	\$ -	\$ 5,000	\$ -	\$ 24,517
10R000 1614 0000 01 000000	VENDING	\$ 500	\$ -	\$ 100	\$ -	\$ 86
10R000 1614 0000 02 000000	VENDING	\$ 500	\$ -	\$ 100	\$ -	\$ 141
10R000 1614 0000 04 000000	VENDING	\$ 1,000	\$ 1,285	\$ 500	\$ -	\$ 632
10R000 1614 0000 05 000000	VENDING	\$ 500	\$ 7,222	\$ 500	\$ 90	\$ 3,583
10R000 1620 0000 01 000000	ADULT FOOD SALE	\$ 500	\$ -	\$ 100	\$ -	\$ 97
10R000 1620 0000 02 000000	ADULT FOOD SALE	\$ 500	\$ -	\$ 100	\$ -	\$ 6
10R000 1620 0000 04 000000	ADULT FOOD SALE	\$ 1,500	\$ 458	\$ 1,500	\$ -	\$ 1,536
10R000 1620 0000 05 000000	ADULT FOOD SALE	\$ 2,000	\$ 801	\$ 2,000	\$ -	\$ 2,061
10R000 1691 0000 00 000000	CATERING	\$ 5,000	\$ 10,113	\$ 5,000	\$ 318	\$ 21,057

10R000 1692 0000 00 000000	F.S. REBATES	\$ 500	\$ 391	\$ 500	\$ 585	\$ 575
<b>1600s</b>	<b>Subtotal-Food Service</b>	<b>\$ 19,400</b>	<b>\$ 33,547</b>	<b>\$ 16,860</b>	<b>\$ 2,609</b>	<b>\$ 154,543</b>
<b>Student Fees</b>						
10R000 1711 0000 05 806000	ATHLETIC ADMISS	\$ 2,000	\$ 3,525	\$ 2,000	\$ -	\$ 2,784
10R000 1711 0000 05 807000	ATHLETIC ADMISS	\$ 500	\$ 2,506	\$ 500	\$ -	\$ 690
10R000 1711 0000 05 816000	ATHLETIC ADMISS	\$ 3,000	\$ 1,610	\$ 3,000	\$ 936	\$ 4,886
10R000 1711 0000 05 832000	ATHLETIC ADMISS	\$ 800	\$ 1,722	\$ 800	\$ -	\$ 1,203
10R000 1711 0000 05 834000	ATHLETIC ADMISS	\$ 500	\$ 159	\$ 500	\$ -	\$ 624
10R000 1719 0000 05 000000	PRODUCTIONS	\$ 3,000	\$ 1,992	\$ 3,000	\$ 380	\$ 3,257
10R000 1720 0010 04 000000	STUDENT FEES	\$ 4,000	\$ 5,270	\$ 4,000	\$ 381	\$ 4,076
10R000 1720 0010 05 000000	STUDENT FEES	\$ 6,500	\$ 7,641	\$ 6,500	\$ 537	\$ 7,687
10R000 1720 0080 04 000075	STUDENT FEES	\$ 750	\$ 150	\$ 750	\$ -	\$ 1,050
10R000 1720 0080 05 000000	STUDENT FEES	\$ 500	\$ 840	\$ 500	\$ 245	\$ 560
10R000 1720 0090 04 000000	STUDENT FEES	\$ 1,500	\$ 1,480	\$ 1,500	\$ 1,408	\$ 1,372
10R000 1720 0090 05 000000	STUDENT FEES	\$ 2,000	\$ 2,316	\$ 2,000	\$ 2,066	\$ 2,020
10R000 1720 0100 04 000000	STUDENT FEES	\$ -	\$ -	\$ -	\$ -	\$ -
10R000 1720 0110 01 330000	STUDENT FEES	\$ 12,000	\$ 17,902	\$ 12,000	\$ 14,345	\$ 16,485
10R000 1720 0110 02 330000	STUDENT FEES	\$ 6,000	\$ 9,101	\$ 6,000	\$ 7,250	\$ 10,050
10R000 1720 0110 03 330000	STUDENT FEES	\$ 300	\$ 360	\$ 300	\$ 584	\$ 280
10R000 1720 0110 04 000000	STUDENT FEES	\$ -	\$ 24	\$ -	\$ -	\$ -
10R000 1720 0110 04 330000	STUDENT FEES	\$ 12,000	\$ 12,998	\$ 12,000	\$ 13,068	\$ 12,548
10R000 1720 0110 05 000000	STUDENT FEES	\$ -	\$ 340	\$ -	\$ -	\$ -
10R000 1720 0110 05 330000	STUDENT FEES	\$ 20,000	\$ 21,280	\$ 20,000	\$ 21,991	\$ 19,946
10R000 1720 0115 04 330000	STUDENT FEES	\$ 5,600	\$ 7,121	\$ 5,600	\$ 5,615	\$ 5,731
10R000 1720 0115 05 330000	STUDENT FEES	\$ 7,000	\$ 8,607	\$ 7,000	\$ 8,095	\$ 8,429
10R000 1720 0150 01 000000	STUDENT FEES	\$ 600	\$ 1,045	\$ 600	\$ 798	\$ 650
10R000 1720 0150 02 000000	STUDENT FEES	\$ 175	\$ 15	\$ 175	\$ 45	\$ 365
10R000 1720 0150 04 000000	STUDENT FEES	\$ 1,500	\$ 1,462	\$ 1,500	\$ 1,408	\$ 1,372
10R000 1720 0150 05 000000	STUDENT FEES	\$ 1,500	\$ 1,672	\$ 1,500	\$ 1,661	\$ 1,580
10R000 1720 0160 01 808000	STUDENT FEES	\$ 500	\$ 760	\$ 500	\$ -	\$ 600
10R000 1720 0160 04 806000	STUDENT FEES	\$ 1,500	\$ 1,650	\$ 1,500	\$ -	\$ 1,500
10R000 1720 0160 04 807000	STUDENT FEES	\$ 1,500	\$ 1,275	\$ 1,500	\$ 75	\$ 1,875
10R000 1720 0160 04 810000	STUDENT FEES	\$ 1,000	\$ 2,100	\$ 1,000	\$ 428	\$ 1,210
10R000 1720 0160 04 812000	STUDENT FEES	\$ 1,000	\$ 1,425	\$ 1,000	\$ 215	\$ 750
10R000 1720 0160 04 813000	STUDENT FEES	\$ 1,000	\$ 1,200	\$ 1,000	\$ 10	\$ 900
10R000 1720 0160 04 824000	STUDENT FEES	\$ 900	\$ 1,125	\$ 900	\$ 75	\$ 825
10R000 1720 0160 04 830000	STUDENT FEES	\$ 900	\$ 1,050	\$ 900	\$ 75	\$ -
10R000 1720 0160 04 831000	STUDENT FEES	\$ 1,000	\$ 900	\$ 1,000	\$ 1,350	\$ 75
10R000 1720 0160 04 832000	STUDENT FEES	\$ 1,500	\$ 2,475	\$ 1,500	\$ 105	\$ 2,200
10R000 1720 0160 04 833000	STUDENT FEES	\$ 600	\$ 750	\$ 600	\$ -	\$ 75
10R000 1720 0160 04 834000	STUDENT FEES	\$ 1,000	\$ 1,350	\$ 1,000	\$ -	\$ 1,425
10R000 1720 0160 04 836000	STUDENT FEES	\$ 1,350	\$ 1,875	\$ 1,350	\$ 1,275	\$ 225
10R000 1720 0160 04 837000	STUDENT FEES	\$ 1,350	\$ 1,575	\$ 1,350	\$ 1,350	\$ 75







40R000 1950 0000 00 000000	REFUND PRIOR EX	\$ -	\$ -	\$ -	\$ 12,898	\$ -
61R000 1920 0000 00 000000	DONATIONS FROM	\$ -	\$ -	\$ -	\$ -	\$ -
	<b>1900s Other Local</b>	<b>\$ 3,995,800</b>	<b>\$ 4,234,412</b>	<b>\$ 362,800</b>	<b>\$ 4,045,498</b>	<b>\$ 4,038,001</b>
<b>State Funding</b>						
10R000 3001 0000 00 000000	EBF	\$ 1,326,308	\$ 1,327,562	\$ 1,327,431	\$ 1,326,079	\$ 1,326,082
10R000 3100 0000 00 000000	SPEC ED PRIVATE	\$ 150,000	\$ 271,569	\$ 150,000	\$ 125,058	\$ 110,497
10R000 3100 0000 50 000000	SPEC ED PRIVATE	\$ -	\$ 42,054	\$ -	\$ 36,658	\$ 49,506
10R000 3220 0000 00 000000	CAREER & TECH E	\$ 7,260	\$ 7,260	\$ 7,260	\$ 7,260	\$ 7,260
10R000 3360 0000 00 000000	STATE LUNCH/BRE	\$ 100	\$ 4,884	\$ 100	\$ 49	\$ 1,754
10R000 3360 0000 50 000000	STATE LUNCH/BRE	\$ -	\$ 5,989	\$ -	\$ 1,047	\$ 624
10R000 3370 0000 00 000000	DRIVER EDUCATIO	\$ 16,000	\$ 2,522	\$ 16,000	\$ 4,006	\$ 6,335
10R000 3370 0000 50 000000	DRIVER EDUCATIO	\$ -	\$ 12,018	\$ -	\$ 6,335	\$ 4,096
10R000 3705 0000 00 000000	EARLY CHILDHOOD	\$ 123,154	\$ 116,460	\$ 123,154	\$ 119,433	\$ 111,925
10R000 3705 0000 50 000000	EARLY CHILDHOOD	\$ 15,000	\$ 4,169	\$ -	\$ 12,537	\$ 11,303
10R000 3800 0000 00 000000	LIBRARY PER CAP	\$ 100	\$ 1,242	\$ 100	\$ 1,885	\$ -
20R000 3925 0000 00 000000	SCHOOL MAINTENA	\$ -	\$ -	\$ -	\$ 50,000	\$ -
40R000 3500 0000 00 000000	TRANSPORTATION	\$ 29,045	\$ 25,416	\$ 29,045	\$ 113,741	\$ 86,489
40R000 3500 0000 50 000000	TRANSPORTATION	\$ -	\$ 27,521	\$ -	\$ 24,385	\$ 52,426
40R000 3510 0000 00 000000	TRANSPORT - SPE	\$ 300,000	\$ 284,738	\$ 307,517	\$ 371,658	\$ 338,852
40R000 3510 0000 50 000000	TRANSPORT - SPE	\$ -	\$ 133,908	\$ -	\$ 112,059	\$ 98,867
40R000 3705 0000 00 000000	EARLY CHILDHOOD	\$ 950	\$ -	\$ 950	\$ -	\$ 1,492
40R000 3705 0000 50 000000	EARLY CHILDHOOD	\$ -	\$ -	\$ -	\$ -	\$ 696
50R000 3705 0000 00 000000	EARLY CHILDHOOD	\$ -	\$ -	\$ 1,764	\$ 1,710	\$ 1,308
50R000 3705 0000 50 000000	EARLY CHILDHOOD	\$ -	\$ 284	\$ -	\$ -	\$ -
51R000 3705 0000 00 000000	EARLY CHILDHOOD	\$ -	\$ -	\$ 2,084	\$ 2,107	\$ 1,738
51R000 3705 0000 50 000000	EARLY CHILDHOOD	\$ -	\$ 398	\$ -	\$ -	\$ 173
60R000 3925 0000 00 000000	SCHOOL MAINTENA	\$ -	\$ 50,000	\$ -	\$ -	\$ -
61R000 3925 0000 00 000000	SCHOOL MAINTENA	\$ -	\$ -	\$ -	\$ -	\$ -
61R000 3999 0000 00 000000	MISC GRANTS	\$ -	\$ -	\$ -	\$ -	\$ -
90R000 3925 0000 00 000000	SCHOOL MAINTENA	\$ -	\$ -	\$ -	\$ (50,000)	\$ 50,000
	<b>3000s Subtotal-State Funding</b>	<b>\$ 1,967,917</b>	<b>\$ 2,317,994</b>	<b>\$ 1,965,405</b>	<b>\$ 2,266,007</b>	<b>\$ 2,261,423</b>
<b>Federal Funding</b>						
10R000 4210 0000 00 000000	NTL SCHOOL LUNC	\$ 100	\$ 394,528	\$ 100	\$ -	\$ 104,237
10R000 4210 0000 50 000000	NTL SCHOOL LUNC	\$ 85,000	\$ 83,634	\$ -	\$ 2,252	\$ 51,406
10R000 4220 0000 00 000000	SCHOOL BREAKFAS	\$ 100	\$ 45,276	\$ 100	\$ -	\$ 22,302
10R000 4220 0000 50 000000	SCHOOL BREAKFAS	\$ 12,000	\$ 6,678	\$ -	\$ 1,422	\$ 9,413
10R000 4225 0000 00 000000	SUMMER FOOD SER	\$ 390,000	\$ -	\$ 390,000	\$ 396,436	\$ 54,035
10R000 4225 0000 50 000000	SUMMER FOOD SER	\$ -	\$ -	\$ -	\$ 3,068	\$ -
10R000 4300 0000 00 000000	TITLE I - LOW I	\$ 267,685	\$ 158,232	\$ 190,215	\$ 87,490	\$ 114,094
10R000 4300 0000 50 000000	TITLE I - LOW I	\$ -	\$ 79,790	\$ -	\$ 30,144	\$ 83,937
10R000 4400 0000 00 000000	TITLE IV SAFE/D	\$ 18,911	\$ 2,804	\$ 991	\$ 7,210	\$ 7,558
10R000 4400 0000 50 000000	TITLE IV SAFE/D	\$ -	\$ 3,419	\$ -	\$ 3,250	\$ -



10	Education Fund	\$ 25,991,832	\$ 26,426,849	\$ 24,736,368	\$ 22,537,549	\$ 22,796,555
12	Self-Insurance	\$ 3,633,000	\$ 3,754,745	\$ -	\$ 3,606,864	\$ 3,430,058
20	Building & Grounds Fund	\$ 3,478,464	\$ 2,977,217	\$ 2,920,276	\$ 2,962,311	\$ 2,789,282
30	Debt Services	\$ 1,496,216	\$ 1,375,769	\$ 1,375,020	\$ 1,320,220	\$ 1,341,730
40	Transportation	\$ 1,250,377	\$ 1,399,320	\$ 1,206,351	\$ 1,460,650	\$ 1,453,459
50 & 51	IMRF/FICA/Medicare	\$ 706,678	\$ 557,063	\$ 671,295	\$ 720,693	\$ 809,574
60	Capital Projects	\$ -	\$ 50,146	\$ 600,100	\$ 139	\$ 2,445
61	2022 Bond Proceeds	\$ 5,716,453	\$ -	\$ -	\$ -	\$ -
70	Working Cash	\$ 5,707,953	\$ 1,430	\$ 400	\$ 676	\$ 20,275
80	Tort	\$ 130,583	\$ 126,800	\$ 123,216	\$ 112,810	\$ 107,754
90	Fire and Life Safety	\$ -	\$ 16	\$ 25	\$ (49,641)	\$ 52,700
	<b>Grand Total (excluding transfers)</b>	<b>\$ 48,111,556</b>	<b>\$ 36,669,353</b>	<b>\$ 31,633,051</b>	<b>\$ 32,672,271</b>	<b>\$ 32,803,832</b>

	<b>Totals Without 2022 Bonds and Self-Insur</b>	<b>\$ 33,055,650</b>	<b>\$ 32,914,609</b>	<b>\$ 31,633,051</b>	<b>\$ 29,065,407</b>	<b>\$ 29,373,774</b>
--	---	----------------------	----------------------	----------------------	----------------------	----------------------

## SOUTH BUDGET

ACCOUNT #	ACCOUNT NAME	BUDGET FY23	UNAUDITED FY22	BUDGET FY22	ACTUAL FY21
<b>Purchase Services</b>					
10E000 2131 3100 39 000000	HEALTH SERVICES	\$ -	\$ 984	\$ 984	\$ -
10E000 1200 3130 03 000000	SPECIAL ED	\$ -	\$ 628	\$ 340	\$ -
10E000 2150 3130 39 000000	SPEECH PATH SERVICES	\$ -	\$ -	\$ -	\$ 2,250
10E000 1200 3150 39 000000	SPECIAL ED	\$ -	\$ 1,045	\$ 1,045	\$ 295
10E000 1100 3190 03 000000	INSTRUCTIONAL	\$ -	\$ -	\$ -	\$ -
10E000 1100 3190 39 000000	INSTRUCTIONAL	\$ -	\$ 578	\$ -	\$ -
10E000 2410 3410 03 000000	OFFICE OF PRINCIPAL	\$ 400	\$ 666	\$ 400	\$ 460
10E000 2410 3430 03 000000	OFFICE OF PRINCIPAL	\$ 3,000	\$ 1,505	\$ 3,000	\$ 1,578
10E000 2131 3900 03 000000	HEALTH SERVICES	\$ -	\$ 6,625	\$ -	\$ -
<b>Purchase Services</b>	<b>Subtotal - Purchase Services</b>	<b>\$ 3,400</b>	<b>\$ 12,031</b>	<b>\$ 5,769</b>	<b>\$ 4,582</b>
<b>Supplies and Materials</b>					
10E000 2131 4110 39 000000	HEALTH SERVICES	\$ -	\$ -	\$ -	\$ 175
10E000 2211 4400 03 000000	IMPR INSTRUCTION SRVCS	\$ 100	\$ -	\$ 100	\$ -
<b>Supplies and Materials</b>	<b>Subtotal - Supplies and Materials</b>	<b>\$ 100</b>	<b>\$ -</b>	<b>\$ 100</b>	<b>\$ 175</b>
<b>Other Objects</b>					
10E000 4220 6701 03 000000	SASED-TUITION ONLY	\$ -	\$ -	\$ -	\$ -
10E000 4220 6701 39 000000	SASED-TUITION ONLY	\$ -	\$ 49,811	\$ 49,811	\$ 54,605
10E000 4220 6702 39 000000	SASED-TUITION ONLY	\$ -	\$ -	\$ -	\$ 327
10E000 1913 6705 39 000000	SPEC ED PRE-K PRIV TUITION	\$ -	\$ -	\$ -	\$ -
10E000 1919 6705 03 000000	SUMMER SCHOOL PRIVATE TUITION	\$ -	\$ -	\$ -	\$ -
10E000 4220 6707 03 000000	SASED-TUITION ONLY	\$ -	\$ 11,408	\$ 11,408	\$ (3,053)
<b>Other Objects</b>	<b>Subtotal - Other Objects</b>	<b>\$ -</b>	<b>\$ 61,219</b>	<b>\$ 61,219</b>	<b>\$ 51,879</b>

<b>Purchase Services</b>	<b>\$ 3,400</b>	<b>\$ 12,031</b>	<b>\$ 5,769</b>	<b>\$ 4,582</b>
<b>Supplies and Materials</b>	<b>\$ 100</b>	<b>\$ -</b>	<b>\$ 100</b>	<b>\$ 175</b>
<b>Other Objects</b>	<b>\$ -</b>	<b>\$ 61,219</b>	<b>\$ 61,219</b>	<b>\$ 51,879</b>
<b>Grand Total</b>	<b>\$ 3,500</b>	<b>\$ 73,250</b>	<b>\$ 67,088</b>	<b>\$ 56,637</b>

**MILLER BUILDING BUDGET**

ACCOUNT #	ACCOUNT FUNCTION	ACCOUNT OBJECT	ACCOUNT SUBJECT	BUDGET FY23	BUDGET FY22	UNAUDITED FY22	ACTUAL FY21
<b>Purchase Services</b>							
10E000 1110 3500 02 000000	ELEMENTARY	COPIER RENTAL		\$ 5,000	\$ 8,000	\$ 4,270	\$ 4,011
10E000 1110 3900 02 000000	ELEMENTARY	OTHER PURCH SRV		\$ 520	\$ 400	\$ 511	\$ 436
10E000 2410 3410 02 000000	OFFICE OF PRINCIPAL	POSTAGE		\$ 200	\$ 300	\$ 7,274	\$ 174
10E000 2410 3430 02 000000	OFFICE OF PRINCIPAL	PHONE SERVICE		\$ 3,500	\$ 5,400	\$ 2,925	\$ 2,785
	<b>Purchase Services</b>	<b>Subtotal - Purchase Services</b>		<b>\$ 9,220</b>	<b>\$ 14,100</b>	<b>\$ 14,980</b>	<b>\$ 7,407</b>
<b>Supplies and Materials</b>							
10E000 1110 4110 02 000000	ELEMENTARY	CONSUM SUPPLIES		\$ 27,000	\$ 12,380	\$ 8,606	\$ 13,101
10E000 1110 4110 02 170000	ELEMENTARY	CONSUM SUPPLIES	ART	\$ 1,200	\$ 1,000	\$ 453	\$ -
10E000 1110 4110 02 200000	ELEMENTARY	CONSUM SUPPLIES	MUSIC	\$ 800	\$ 300	\$ 135	\$ -
10E000 1110 4110 02 420000	ELEMENTARY	CONSUM SUPPLIES	PHYSICAL ED	\$ 800	\$ 600	\$ 569	\$ 156
10E000 1110 4140 02 000000	ELEMENTARY	WORKBOOKS		\$ 14,000	\$ 14,000	\$ 10,503	\$ 2,121
10E000 1110 4210 02 000000	ELEMENTARY	TEXTBOOKS		\$ 5,000	\$ -	\$ -	\$ 1,118
10E000 1525 4110 02 000000	ATHLETICS	CONSUM SUPPLIES		\$ 2,182	\$ -	\$ -	\$ -
10E000 2211 4400 02 000000	IMPR INSTRUCTION SRVCS	PERIODICALS		\$ 400	\$ 3,875	\$ 50	\$ 374
10E000 2222 4110 02 000000	SCHOOL LIBRARY SERVICES	CONSUM SUPPLIES		\$ 400	\$ 225	\$ 225	\$ 202
10E000 2222 4110 02 710000	SCHOOL LIBRARY SERVICES	CONSUM SUPPLIES	LIBRARY GRNT	\$ 50	\$ 50	\$ 166	\$ 169
10E000 2222 4310 02 000000	SCHOOL LIBRARY SERVICES	LIBRARY BOOKS		\$ 3,000	\$ 1,500	\$ 1,499	\$ 993
10E000 2230 4120 02 000000	ASSESSMENT & TESTING	TEST MATERIALS		\$ 2,720	\$ 2,720	\$ 2,719	\$ -
10E000 2410 4110 02 000000	OFFICE OF PRINCIPAL	CONSUM SUPPLIES		\$ 3,500	\$ 5,400	\$ 2,925	\$ 2,785
10E000 2410 4110 02 990000	OFFICE OF PRINCIPAL	CONSUM SUPPLIES	OTHER	\$ 1,000	\$ 400	\$ -	\$ 249
	<b>Supplies and Materials</b>	<b>Subtotal - Supplies and Materials</b>		<b>\$ 62,052</b>	<b>\$ 42,450</b>	<b>\$ 27,850</b>	<b>\$ 21,267</b>
<b>Capital Outlay</b>							
10E000 1110 5500 02 000000	ELEMENTARY	CAPITAL EQUIPMENT		\$ 7,500	\$ -	\$ -	\$ -
	<b>Capital Outlay</b>	<b>Subtotal - Capital Outlay</b>		<b>\$ 7,500</b>	<b>\$ -</b>	<b>\$ -</b>	<b>\$ -</b>
<b>Other Objects</b>							
10E000 2213 6460 02 000000	INSTRUCT STAFF TRAINING	DUES/WORKSHOP		\$ 2,000	\$ 400	\$ 218	\$ 55
10E000 2410 6460 02 000000	OFFICE OF PRINCIPAL	DUES/WORKSHOP		\$ 1,000	\$ 500	\$ 200	\$ 535
	<b>Other Objects</b>	<b>Subtotal - Other Objects</b>		<b>\$ 3,000</b>	<b>\$ 900</b>	<b>\$ 418</b>	<b>\$ 590</b>

<b>Purchase Services</b>	<b>\$ 9,220</b>	<b>\$ 14,100</b>	<b>\$ 14,980</b>	<b>\$ 7,407</b>
<b>Supplies and Materials</b>	<b>\$ 62,052</b>	<b>\$ 42,450</b>	<b>\$ 27,850</b>	<b>\$ 21,267</b>
<b>Capital Outlay</b>	<b>\$ 7,500</b>	<b>\$ -</b>	<b>\$ -</b>	<b>\$ -</b>
<b>Other Objects</b>	<b>\$ 3,000</b>	<b>\$ 900</b>	<b>\$ 418</b>	<b>\$ 590</b>
<b>Grand Total</b>	<b>\$ 81,772</b>	<b>\$ 57,450</b>	<b>\$ 43,248</b>	<b>\$ 29,264</b>

**MANNING BUILDING BUDGET**

ACCOUNT #	ACCOUNT FUNCTION	ACCOUNT OBJECT	ACCOUNT SUBJECT	BUDGET FY23	BUDGET FY22	UNAUDITED FY22	ACTUAL FY21
<b>Purchase Services</b>							
10E000 1110 3380 01 210000	ELEMENTARY	TRAVEL	ELEM BAND	\$ 1,000	\$ 1,000	\$ -	\$ -
10E000 1110 3500 01 000000	ELEMENTARY	COPIER RENTAL		\$ 7,000	\$ 7,000	\$ 6,674	\$ 5,733
10E000 1110 3900 01 000000	ELEMENTARY	OTHER PURCH SRV		\$ 467	\$ 467	\$ 467	\$ 467
10E000 2410 3410 01 000000	OFFICE OF PRINCIPAL	POSTAGE		\$ 250	\$ 250	\$ 130	\$ 139
10E000 2410 3430 01 000000	OFFICE OF PRINCIPAL	PHONE SERVICE		\$ 3,000	\$ 3,000	\$ 2,947	\$ 2,989
<b>Purchase Services</b>	<b>Subtotal - Purchase Services</b>			<b>\$ 11,717</b>	<b>\$ 11,717</b>	<b>\$ 10,218</b>	<b>\$ 9,328</b>
<b>Supplies and Materials</b>							
10E000 1110 4110 01 000000	ELEMENTARY	CONSUM SUPPLIES		\$ 14,000	\$ 12,223	\$ 10,484	\$ 8,060
10E000 1110 4110 01 000002	ELEMENTARY	CONSUM SUPPLIES	STEM	\$ 5,000	\$ -	\$ -	\$ -
10E000 1110 4110 01 000003	ELEMENTARY	CONSUM SUPPLIES	GARDEN	\$ 10,000	\$ -	\$ -	\$ -
10E000 1110 4110 01 170000	ELEMENTARY	CONSUM SUPPLIES	ART	\$ 1,200	\$ 1,200	\$ 666	\$ 59
10E000 1110 4110 01 200000	ELEMENTARY	CONSUM SUPPLIES	MUSIC	\$ 2,000	\$ 1,000	\$ 146	\$ -
10E000 1110 4110 01 420000	ELEMENTARY	CONSUM SUPPLIES	PHYSICAL ED	\$ 10,000	\$ 1,000	\$ 983	\$ 985
10E000 1110 4140 01 000000	ELEMENTARY	WORKBOOKS		\$ 5,000	\$ 24,580	\$ 25,420	\$ 23,128
10E000 1110 4210 01 000000	ELEMENTARY	TEXTBOOKS		\$ -	\$ -	\$ -	\$ 218
10E000 1110 4400 01 000000	ELEMENTARY	PERIODICALS		\$ 500	\$ 500	\$ 317	\$ 995
10E000 1800 4110 01 000000	BILINGUAL PROGRAMS	CONSUM SUPPLIES		\$ -	\$ -	\$ 50	\$ 51
10E000 2211 4400 01 000000	IMPR INSTRUCTION SRVCS	PERIODICALS		\$ 500	\$ 500	\$ -	\$ 424
10E000 2222 4110 01 000000	SCHOOL LIBRARY SERVICES	CONSUM SUPPLIES		\$ 300	\$ 300	\$ 298	\$ 298
10E000 2222 4110 01 710000	SCHOOL LIBRARY SERVICES	CONSUM SUPPLIES	LIBRARY GRNT	\$ 50	\$ 50	\$ -	\$ 227
10E000 2222 4310 01 000000	SCHOOL LIBRARY SERVICES	LIBRARY BOOKS		\$ 3,000	\$ 2,500	\$ 2,445	\$ 2,491
10E000 2222 4400 01 000000	SCHOOL LIBRARY SERVICES	PERIODICALS		\$ 250	\$ 250	\$ 226	\$ 227
10E000 2230 4120 01 000000	ASSESSMENT & TESTING	TEST MATERIALS		\$ 7,200	\$ 7,200	\$ 7,167	\$ -
10E000 2410 4110 01 000000	OFFICE OF PRINCIPAL	CONSUM SUPPLIES		\$ 1,121	\$ 1,000	\$ 565	\$ 2,610
10E000 2410 4110 01 990000	OFFICE OF PRINCIPAL	CONSUM SUPPLIES	OTHER	\$ 500	\$ 520	\$ -	\$ -
<b>Supplies and Materials</b>	<b>Subtotal - Supplies and Materials</b>			<b>\$ 60,621</b>	<b>\$ 52,823</b>	<b>\$ 48,767</b>	<b>\$ 39,773</b>
<b>Other Objects</b>							
10E000 2213 6460 01 000000	INSTRUCT STAFF TRAINING	DUES/WORKSHOP		\$ -	\$ -	\$ 232	\$ 15
10E000 2410 6430 01 000000	OFFICE OF PRINCIPAL	PROFESSIONAL DUES		\$ 1,000	\$ 600	\$ 450	\$ -
10E000 2410 6460 01 000000	OFFICE OF PRINCIPAL	DUES/WORKSHOP		\$ 500	\$ 490	\$ 100	\$ 375
<b>Other Objects</b>	<b>Subtotal - Other Objects</b>			<b>\$ 1,500</b>	<b>\$ 1,090</b>	<b>\$ 782</b>	<b>\$ 390</b>
<b>Non-Capital Equipment</b>							
10E000 1110 7400 01 000000	ELEMENTARY	NON-CAPITALIZED EQUIPMENT		\$ 47,000	\$ 2,600	\$ 2,170	\$ 3,868
<b>Non-Capital Equipment</b>	<b>Subtotal - Non Capital Equipment</b>			<b>\$ 47,000</b>	<b>\$ 2,600</b>	<b>\$ 2,170</b>	<b>\$ 3,868</b>

<b>Purchase Services</b>	<b>\$ 11,717</b>	<b>\$ 11,717</b>	<b>\$ 10,218</b>	<b>\$ 9,328</b>
<b>Supplies and Materials</b>	<b>\$ 60,621</b>	<b>\$ 52,823</b>	<b>\$ 48,767</b>	<b>\$ 39,773</b>
<b>Other Objects</b>	<b>\$ 1,500</b>	<b>\$ 1,090</b>	<b>\$ 782</b>	<b>\$ 390</b>
<b>Non-Capital Equipment</b>	<b>\$ 47,000</b>	<b>\$ 2,600</b>	<b>\$ 2,170</b>	<b>\$ 3,868</b>
<b>Grand Total</b>	<b>\$ 120,838</b>	<b>\$ 68,230</b>	<b>\$ 61,937</b>	<b>\$ 53,359</b>



**WESTMONT JUNIOR HIGH SCHOOL BUILDING BUDGET**

ACCOUNT #	ACCOUNT FUNCTION	ACCOUNT OBJECT	ACCOUNT SUBJECT	BUDGET FY23	BUDGET FY22	UNAUDITED FY22	ACTUAL FY21
<b>Purchase Services</b>							
10E000 1120 3230 04 260000	JUNIOR HIGH	REPAIR/MAINT OF EQUIP	GEN SCIENCE	\$ -	\$ -	\$ -	\$ -
10E000 1120 3230 04 000000	JUNIOR HIGH	REPAIR/MAINT OF EQUIP		\$ 1,000	\$ 1,000	\$ 222	\$ 5,588
10E000 1120 3500 04 000000	JUNIOR HIGH	COPIER RENTAL		\$ 7,800	\$ 7,800	\$ 5,761	\$ 5,099
10E000 1120 3900 04 000000	JUNIOR HIGH	OTHER PURCH SRV		\$ 5,000	\$ 750	\$ 3,580	\$ 592
10E000 1120 3900 04 180000	JUNIOR HIGH	OTHER PURCH SRV	DRAMA	\$ 500	\$ 250	\$ 70	\$ -
10E000 1526 3230 04 000000	BAND	REPAIR/MAINT OF EQUIP		\$ 500	\$ 1,050	\$ -	\$ -
10E000 1526 3380 04 000000	BAND	TRAVEL		\$ 200	\$ 100	\$ -	\$ -
10E000 1527 3380 04 000000	VOCAL MUSIC	TRAVEL		\$ 200	\$ 200	\$ -	\$ -
10E000 1800 3900 04 000000	BILINGUAL PROGRAMS	OTHER PURCH SRV		\$ 165	\$ 165	\$ 495	\$ 165
10E000 2213 3370 04 000000	INSTRUCT STAFF TRAINING	LOCAL TRAVEL		\$ 180	\$ 180	\$ 25	\$ -
10E000 2410 3370 04 000000	OFFICE OF PRINCIPAL	LOCAL TRAVEL		\$ 2,500	\$ 160	\$ -	\$ -
10E000 2410 3410 04 000000	OFFICE OF PRINCIPAL	POSTAGE		\$ 465	\$ 465	\$ 201	\$ 488
10E000 2410 3430 04 000000	OFFICE OF PRINCIPAL	PHONE SERVICE		\$ 4,500	\$ 4,500	\$ 2,565	\$ 3,155
10E000 2904 3830 04 000000	STUDENT SUPPORT	TOWEL SERVICE		\$ 3,000	\$ 3,000	\$ 2,410	\$ -
10E000 2904 3900 04 990000	STUDENT SUPPORT	OTHER PURCH SRV	OTHER	\$ 500	\$ 500	\$ 2,146	\$ 918
<b>Purchase Services Subtotal - Purchase Services</b>				<b>\$ 26,510</b>	<b>\$ 20,120</b>	<b>\$ 17,475</b>	<b>\$ 16,003</b>
<b>Supplies and Materials</b>							
10E000 1120 4110 04 170000	JUNIOR HIGH	CONSUM SUPPLIES	ART	\$ 1,500	\$ 2,000	\$ 1,972	\$ 382
10E000 1120 4110 04 180000	JUNIOR HIGH	CONSUM SUPPLIES	DRAMA	\$ 1,800	\$ 1,800	\$ 1,636	\$ -
10E000 1120 4110 04 240000	JUNIOR HIGH	CONSUM SUPPLIES	MATH	\$ 500	\$ 500	\$ 2,413	\$ 6,771
10E000 1120 4110 04 245000	JUNIOR HIGH	CONSUM SUPPLIES	COMPUTER TECH	\$ 800	\$ 800	\$ -	\$ -
10E000 1120 4110 04 260000	JUNIOR HIGH	CONSUM SUPPLIES	GEN SCIENCE	\$ 1,500	\$ 1,500	\$ 325	\$ 90
10E000 1120 4110 04 280020	JUNIOR HIGH	CONSUM SUPPLIES	ENRICHMENT	\$ 2,000	\$ 2,000	\$ 678	\$ -
10E000 1120 4110 04 290000	JUNIOR HIGH	CONSUM SUPPLIES	WORLD LANGUAGE	\$ 600	\$ 600	\$ 687	\$ 571
10E000 1120 4110 04 310010	JUNIOR HIGH	CONSUM SUPPLIES	LANG ARTS	\$ 500	\$ 500	\$ 460	\$ -
10E000 1120 4110 04 360000	JUNIOR HIGH	CONSUM SUPPLIES	SOC STUDIES	\$ 500	\$ 500	\$ 226	\$ -
10E000 1120 4110 04 420000	JUNIOR HIGH	CONSUM SUPPLIES	PHYSICAL ED	\$ 1,000	\$ 1,000	\$ 971	\$ 329
10E000 1120 4110 04 510000	JUNIOR HIGH	CONSUM SUPPLIES	GEN EXPENSE	\$ 19,094	\$ 19,094	\$ 6,823	\$ 6,634
10E000 1120 4110 04 510006	JUNIOR HIGH	CONSUM SUPPLIES	6th GRADE TEAM	\$ 300	\$ 300	\$ 302	\$ -
10E000 1120 4110 04 510007	JUNIOR HIGH	CONSUM SUPPLIES	7th GRADE TEAM	\$ 300	\$ 300	\$ 213	\$ -
10E000 1120 4110 04 510008	JUNIOR HIGH	CONSUM SUPPLIES	8th GRADE TEAM	\$ 300	\$ 300	\$ 76	\$ -
10E000 1120 4210 04 290000	JUNIOR HIGH	TEXTBOOKS	WORLD LANGUAGE	\$ 1,000	\$ 1,000	\$ -	\$ -
10E000 1120 4240 04 000000	JUNIOR HIGH	SOFTWARE		\$ 150	\$ 150	\$ 149	\$ 149
10E000 1120 4400 04 000000	JUNIOR HIGH	PERIODICALS		\$ 500	\$ 500	\$ 2,286	\$ 783
10E000 1120 4400 04 170000	JUNIOR HIGH	PERIODICALS	ART	\$ 120	\$ 120	\$ -	\$ -
10E000 1120 4400 04 260000	JUNIOR HIGH	PERIODICALS	GEN SCIENCE	\$ 1,200	\$ 1,200	\$ 1,187	\$ 1,187
10E000 1120 4400 04 360000	JUNIOR HIGH	PERIODICALS	SOC STUDIES	\$ 300	\$ 300	\$ 280	\$ 280
10E000 1410 4110 04 340000	VOC PROGRAM	CONSUM SUPPLIES	INDUST ARTS	\$ 2,000	\$ 2,600	\$ 2,620	\$ 1,041
10E000 1525 4110 04 000000	ATHLETICS	CONSUM SUPPLIES		\$ 200	\$ 200	\$ -	\$ -
10E000 1525 4110 04 806000	ATHLETICS	CONSUM SUPPLIES	BSKTBALL-BOY	\$ 350	\$ 625	\$ -	\$ -
10E000 1525 4110 04 807000	ATHLETICS	CONSUM SUPPLIES	BSKTBALL-GR	\$ 350	\$ 625	\$ 1,240	\$ -
10E000 1525 4110 04 810000	ATHLETICS	CONSUM SUPPLIES	CHEERLEADING	\$ 350	\$ 100	\$ -	\$ -
10E000 1525 4110 04 812000	ATHLETICS	CONSUM SUPPLIES	X COUNTRY BOYS	\$ 25	\$ 450	\$ 453	\$ -
10E000 1525 4110 04 813000	ATHLETICS	CONSUM SUPPLIES	X COUNTRY GIRLS	\$ 25	\$ 450	\$ 453	\$ -
10E000 1525 4110 04 824000	ATHLETICS	CONSUM SUPPLIES	SOFTBALL	\$ 700	\$ 275	\$ 271	\$ -
10E000 1525 4110 04 830000	ATHLETICS	CONSUM SUPPLIES	TRACK-BOYS	\$ 50	\$ 260	\$ 253	\$ -
10E000 1525 4110 04 831000	ATHLETICS	CONSUM SUPPLIES	TRACK-GIRLS	\$ 50	\$ 260	\$ 253	\$ -
10E000 1525 4110 04 832000	ATHLETICS	CONSUM SUPPLIES	VOLLEYBALL GIRLS	\$ 200	\$ 250	\$ -	\$ -
10E000 1525 4110 04 833000	ATHLETICS	CONSUM SUPPLIES	VOLLEYBALL BOYS	\$ 200	\$ 330	\$ 271	\$ -
10E000 1525 4110 04 834000	ATHLETICS	CONSUM SUPPLIES	WRESTLING	\$ 300	\$ 200	\$ -	\$ -
10E000 1525 4110 04 836000	ATHLETICS	CONSUM SUPPLIES	SOCCER BOYS	\$ 1,000	\$ 1,625	\$ 1,625	\$ -
10E000 1525 4110 04 837000	ATHLETICS	CONSUM SUPPLIES	SOCCER GIRLS	\$ 1,000	\$ 1,650	\$ -	\$ -
10E000 1526 4110 04 000000	BAND	CONSUM SUPPLIES		\$ 1,000	\$ 1,665	\$ 543	\$ -
10E000 1527 4110 04 000000	VOCAL MUSIC	CONSUM SUPPLIES		\$ 800	\$ 1,100	\$ 814	\$ 1,106
10E000 1527 4240 04 000000	VOCAL MUSIC	SOFTWARE		\$ 200	\$ 825	\$ 369	\$ 824
10E000 1800 4110 04 000000	BILINGUAL PROGRAMS	CONSUM SUPPLIES		\$ 2,000	\$ 2,000	\$ -	\$ -
10E000 2211 4400 04 000000	IMPR INSTRUCTION SRVCS	PERIODICALS		\$ 225	\$ 225	\$ -	\$ 225
10E000 2222 4110 04 000000	SCHOOL LIBRARY SERVICES	CONSUM SUPPLIES		\$ 200	\$ 200	\$ 194	\$ 99
10E000 2222 4110 04 710000	SCHOOL LIBRARY SERVICES	CONSUM SUPPLIES	LIBRARY GRNT	\$ 50	\$ 50	\$ 268	\$ 181
10E000 2222 4310 04 000000	SCHOOL LIBRARY SERVICES	LIBRARY BOOKS		\$ 1,350	\$ 1,350	\$ 1,291	\$ 1,293
10E000 2230 4120 04 000000	ASSESSMENT & TESTING	TEST MATERIALS		\$ 13,000	\$ 5,735	\$ 5,371	\$ -
10E000 2410 4110 04 000000	OFFICE OF PRINCIPAL	CONSUM SUPPLIES		\$ 700	\$ 700	\$ 211	\$ 780
10E000 2410 4110 04 990000	OFFICE OF PRINCIPAL	CONSUM SUPPLIES	OTHER	\$ 1,000	\$ 700	\$ 593	\$ 327
10E000 2903 4150 04 000000	BOOKSTORE	SUPPLIES FOR RESALE		\$ 1,650	\$ 1,650	\$ 1,700	\$ 1,653
10E000 2904 4110 04 980000	STUDENT SUPPORT	CONSUM SUPPLIES	CAP & GOWN	\$ 2,000	\$ 2,000	\$ 1,700	\$ 1,738
10E000 2904 4940 04 000000	STUDENT SUPPORT	GRADUATION		\$ 1,200	\$ 1,200	\$ 1,091	\$ 1,530
<b>Supplies and Materials Subtotal - Supplies and Materials</b>				<b>\$ 66,139</b>	<b>\$ 63,764</b>	<b>\$ 42,266</b>	<b>\$ 27,971</b>
<b>Capital Outlay</b>							
10E000 1120 5500 04 000000	JUNIOR HIGH	CAPITAL EQUIPMENT		\$ 35,000	\$ -	\$ 1,619	\$ -
10E000 2410 5500 04 000000	OFFICE OF PRINCIPAL	CAPITAL EQUIPMENT		\$ 5,000	\$ 19,200	\$ 21,455	\$ -
<b>Capital Outlay Subtotal - Capital Outlay</b>				<b>\$ 40,000</b>	<b>\$ 19,200</b>	<b>\$ 23,074</b>	<b>\$ -</b>
<b>Other Objects</b>							
10E000 1525 6400 04 000000	ATHLETICS	DUES/FEES		\$ 1,877	\$ 1,680	\$ 2,122	\$ 405
10E000 1525 6400 04 806000	ATHLETICS	DUES/FEES	BSKTBALL-BOY	\$ 1,497	\$ 1,240	\$ 1,309	\$ -
10E000 1525 6400 04 807000	ATHLETICS	DUES/FEES	BSKTBALL-GR	\$ 1,492	\$ 1,240	\$ 1,234	\$ -

10E000 1525 6400 04 812000	ATHLETICS	DUES/FEES	X COUNTRY BOYS	\$ 143	\$ 120	\$ 220	\$ -
10E000 1525 6400 04 813000	ATHLETICS	DUES/FEES	X COUNTRY GIRLS	\$ 143	\$ 120	\$ 220	\$ -
10E000 1525 6400 04 824000	ATHLETICS	DUES/FEES	SOFTBALL	\$ 466	\$ 445	\$ 444	\$ -
10E000 1525 6400 04 830000	ATHLETICS	DUES/FEES	TRACK-BOYS	\$ 282	\$ 220	\$ 215	\$ -
10E000 1525 6400 04 831000	ATHLETICS	DUES/FEES	TRACK-GIRLS	\$ 282	\$ 220	\$ 215	\$ -
10E000 1525 6400 04 832000	ATHLETICS	DUES/FEES	VOLLEYBALL-GIRLS	\$ 841	\$ -	\$ -	\$ -
10E000 1525 6400 04 833000	ATHLETICS	DUES/FEES	VOLLEYBALL-BOYS	\$ 455	\$ -	\$ -	\$ -
10E000 1525 6400 04 834000	ATHLETICS	DUES/FEES	WRESTLING	\$ 844	\$ 810	\$ 934	\$ 10
10E000 1525 6400 04 836000	ATHLETICS	DUES/FEES	SOCCER BOYS	\$ 456	\$ 510	\$ 510	\$ -
10E000 1525 6400 04 837000	ATHLETICS	DUES/FEES	SOCCER GIRLS	\$ 456	\$ 510	\$ 510	\$ -
10E000 1526 6450 04 000000	BAND	ENTRY FEES		\$ 450	\$ 450	\$ -	\$ -
10E000 1527 6450 04 000000	VOCAL MUSIC	ENTRY FEES		\$ 450	\$ 450	\$ 90	\$ -
10E000 2213 6460 04 000000	INSTRUCT STAFF TRAINING	DUES/WORKSHOP		\$ 1,000	\$ 1,000	\$ 100	\$ 30
10E000 2410 6430 04 000000	OFFICE OF PRINCIPAL	PROFESSIONAL DUES		\$ 1,500	\$ 1,500	\$ 1,118	\$ 1,098
10E000 2410 6460 04 000000	OFFICE OF PRINCIPAL	DUES/WORKSHOP		\$ 1,500	\$ 1,500	\$ 950	\$ 449
<b>Other Objects</b>	<b>Subtotal - Other Objects</b>			<b>\$ 14,134</b>	<b>\$ 12,015</b>	<b>\$ 10,192</b>	<b>\$ 1,992</b>
<b>Non-Capital Equipment</b>							
10E000 1120 7400 04 000000	JUNIOR HIGH	NON-CAPITALIZED EQUIPMENT		\$ 3,000	\$ 1,500	\$ 6,239	\$ -
10E000 1527 7400 04 000000	VOCAL MUSIC	NON-CAPITALIZED EQUIPMENT		\$ -	\$ -	\$ 1,285	\$ -
<b>Non-Capital Equipment</b>	<b>Subtotal - Non Capital Equipment</b>			<b>\$ 3,000</b>	<b>\$ 1,500</b>	<b>\$ 7,524</b>	<b>\$ -</b>

<b>Purchase Services</b>	<b>\$ 26,510</b>	<b>\$ 20,120</b>	<b>\$ 17,475</b>	<b>\$ 16,003</b>
<b>Supplies and Materials</b>	<b>\$ 66,139</b>	<b>\$ 63,764</b>	<b>\$ 42,266</b>	<b>\$ 27,971</b>
<b>Capital Outlay</b>	<b>\$ 40,000</b>	<b>\$ 19,200</b>	<b>\$ 23,074</b>	<b>\$ -</b>
<b>Other Objects</b>	<b>\$ 14,134</b>	<b>\$ 12,015</b>	<b>\$ 10,192</b>	<b>\$ 1,992</b>
<b>Non-Capital Equipment</b>	<b>\$ 3,000</b>	<b>\$ 1,500</b>	<b>\$ 7,524</b>	<b>\$ -</b>
<b>Grand Total</b>	<b>\$ 149,783</b>	<b>\$ 116,599</b>	<b>\$ 100,531</b>	<b>\$ 45,966</b>

**WESTMONT HIGH SCHOOL BUILDING BUDGET**

ACCOUNT #	ACCOUNT FUNCTION	ACCOUNT OBJECT	ACCOUNT SUBJECT	BUDGET FY23	BUDGET FY22	UNAUDITED FY22	ACTUAL FY21
<b>Purchase Services</b>							
10E000 1130 3230 05 270000	SENIOR HIGH	REPAIR/MAINT OF EQUIP	SCIENCE	\$ 350	\$ 350	\$ -	\$ -
10E000 1130 3500 05 000000	SENIOR HIGH	COPIER RENTAL		\$ 9,000	\$ 13,800	\$ 8,026	\$ 6,194
10E000 1130 3610 05 180000	SENIOR HIGH	PRINTING & BINDING	DRAMA	\$ 100	\$ 100	\$ 145	\$ -
10E000 1130 3610 05 190000	SENIOR HIGH	PRINTING & BINDING	MUSICAL	\$ 600	\$ 600	\$ -	\$ -
10E000 1130 3610 05 510000	SENIOR HIGH	PRINTING & BINDING	GEN EXPENSE	\$ 7,500	\$ 7,500	\$ 4,735	\$ 5,228
10E000 1130 3890 05 180000	SENIOR HIGH	CONTRACTUAL SRVCS	DRAMA	\$ 300	\$ 300	\$ 250	\$ 511
10E000 1130 3890 05 190000	SENIOR HIGH	CONTRACTUAL SRVCS	MUSICAL	\$ 2,500	\$ 2,250	\$ 1,460	\$ (313)
10E000 1130 3900 05 000000	SENIOR HIGH	OTHER PURCH SRV		\$ -	\$ -	\$ 872	\$ 951
10E000 1130 3900 05 180000	SENIOR HIGH	OTHER PURCH SRV	DRAMA	\$ 300	\$ 270	\$ -	\$ -
10E000 1130 3900 05 190000	SENIOR HIGH	OTHER PURCH SRV	MUSICAL	\$ 1,200	\$ 1,080	\$ -	\$ -
10E000 1525 3230 05 000000	ATHLETICS	REPAIR/MAINT OF EQUIP		\$ -	\$ -	\$ 325	\$ -
10E000 1525 3230 05 816000	ATHLETICS	REPAIR/MAINT OF EQUIP	FOOTBALL	\$ 5,000	\$ 5,000	\$ 4,776	\$ 1,852
10E000 1525 3230 05 840000	ATHLETICS	REPAIR/MAINT OF EQUIP	OTHER	\$ -	\$ -	\$ 2,490	\$ -
10E000 1525 3860 05 816000	ATHLETICS	POLICE SERV	FOOTBALL	\$ -	\$ 1,100	\$ -	\$ 413
10E000 1525 3900 05 814000	ATHLETICS	OTHER PURCH SRV	TRAINER	\$ 32,000	\$ 32,000	\$ 18,577	\$ 22,492
10E000 1525 3900 05 816000	ATHLETICS	OTHER PURCH SRV	FOOTBALL	\$ -	\$ -	\$ -	\$ 1,840
10E000 1525 3900 05 818000	ATHLETICS	OTHER PURCH SRV	GOLF BOYS	\$ 5,000	\$ 5,000	\$ 4,151	\$ 4,497
10E000 1525 3900 05 819000	ATHLETICS	OTHER PURCH SRV	GOLF GIRLS	\$ 2,500	\$ 2,500	\$ 1,807	\$ 1,705
10E000 1525 3900 05 830000	ATHLETICS	OTHER PURCH SRV	TRACK-BOYS	\$ -	\$ -	\$ -	\$ 112
10E000 1525 3900 05 840000	ATHLETICS	OTHER PURCH SRV	OTHER	\$ 750	\$ 750	\$ 500	\$ 3,250
10E000 1525 3960 05 804000	ATHLETICS	REFEREE FEES	BASEBALL	\$ 4,500	\$ 3,500	\$ 2,392	\$ 2,556
10E000 1525 3960 05 806000	ATHLETICS	REFEREE FEES	BSKTBALL-BOY	\$ 5,500	\$ 4,000	\$ 4,727	\$ 2,271
10E000 1525 3960 05 807000	ATHLETICS	REFEREE FEES	BSKTBALL-GRL	\$ 4,000	\$ 2,000	\$ 2,920	\$ 1,497
10E000 1525 3960 05 816000	ATHLETICS	REFEREE FEES	FOOTBALL	\$ 3,400	\$ 2,000	\$ 770	\$ 770
10E000 1525 3960 05 824000	ATHLETICS	REFEREE FEES	SOFTBALL	\$ 2,300	\$ 2,000	\$ 990	\$ 1,231
10E000 1525 3960 05 830000	ATHLETICS	REFEREE FEES	TRACK-BOYS	\$ 500	\$ 100	\$ 239	\$ 725
10E000 1525 3960 05 831000	ATHLETICS	REFEREE FEES	TRACK-GIRLS	\$ 500	\$ 100	\$ 209	\$ 311
10E000 1525 3960 05 832000	ATHLETICS	REFEREE FEES	VOLLEYBALL GIRLS	\$ 2,300	\$ 2,600	\$ 2,365	\$ 847
10E000 1525 3960 05 834000	ATHLETICS	REFEREE FEES	WRESTLING	\$ 2,000	\$ 1,100	\$ 260	\$ 411
10E000 1525 3960 05 836000	ATHLETICS	REFEREE FEES	SOCCER BOYS	\$ 2,000	\$ 1,200	\$ 520	\$ 975
10E000 1525 3960 05 837000	ATHLETICS	REFEREE FEES	SOCCER GIRLS	\$ 900	\$ 900	\$ 1,170	\$ -
10E000 1526 3230 05 000000	BAND	REPAIR/MAINT OF EQUIP		\$ 500	\$ 500	\$ 347	\$ 1,361
10E000 1526 3380 05 000000	BAND	TRAVEL		\$ 200	\$ 200	\$ -	\$ -
10E000 1526 3900 05 000000	BAND	OTHER PURCH SRV		\$ 800	\$ 800	\$ 908	\$ -
10E000 1527 3900 05 000000	VOCAL MUSIC	OTHER PURCH SRV		\$ 600	\$ 600	\$ 400	\$ 240
10E000 1527 3920 05 00000	Vocal Music	Other Purchase		\$ 100			
10E000 1700 3250 05 423300	DRIVER'S EDUCATION PROGRAM	EQUIP RENTAL	DR ED WHEEL	\$ 4,480	\$ 4,480	\$ 4,481	\$ 4,481
10E000 2121 3380 05 000000	GUIDANCE SERVICES	TRAVEL		\$ 100	\$ 100	\$ -	\$ -
10E000 2121 3900 05 000000	GUIDANCE SERVICES	OTHER PURCH SRV		\$ 1,600	\$ 2,700	\$ 2,455	\$ 2,503
10E000 2210 3120 05 000000	IMPR INSTRUCTION SRVCS	PROF DEVELOPMENT		\$ 2,500	\$ 2,500	\$ 425	\$ 1,135
10E000 2410 3370 05 000000	OFFICE OF PRINCIPAL	LOCAL TRAVEL		\$ 700	\$ 700	\$ 169	\$ 241
10E000 2410 3410 05 000000	OFFICE OF PRINCIPAL	POSTAGE		\$ 3,500	\$ 3,500	\$ 955	\$ 1,308
10E000 2410 3430 05 000000	OFFICE OF PRINCIPAL	PHONE SERVICE		\$ 6,500	\$ 11,500	\$ 5,320	\$ 5,449
10E000 2410 3610 05 000000	OFFICE OF PRINCIPAL	PRINTING & BINDING		\$ 500	\$ 400	\$ 75	\$ -
10E000 2410 3900 05 000000	OFFICE OF PRINCIPAL	OTHER PURCH SRV		\$ -	\$ -	\$ -	\$ -
10E000 2904 3610 05 790000	STUDENT SUPPORT	PRINTING & BINDING	YEARBOOK	\$ -	\$ -	\$ -	\$ -
10E000 2904 3830 05 990000	STUDENT SUPPORT	TOWEL SERVICE	OTHER	\$ 6,000	\$ 6,000	\$ 5,244	\$ -
10E000 2904 3900 05 990000	STUDENT SUPPORT	OTHER PURCH SRV	OTHER	\$ -	\$ -	\$ 1,646	\$ 918
	<b>Purchase Services</b>	<b>Subtotal - Purchase Services</b>		<b>\$ 123,080</b>	<b>\$ 126,080</b>	<b>\$ 87,099</b>	<b>\$ 77,960</b>
<b>Supplies and Materials</b>							
10E000 1130 4110 05 170000	SENIOR HIGH	CONSUM SUPPLIES	ART	\$ 8,000	\$ 4,320	\$ 4,251	\$ 4,232
10E000 1130 4110 05 180000	SENIOR HIGH	CONSUM SUPPLIES	DRAMA	\$ 600	\$ 540	\$ 494	\$ 218
10E000 1130 4110 05 190000	SENIOR HIGH	CONSUM SUPPLIES	MUSICAL	\$ 1,800	\$ 1,620	\$ 779	\$ 546
10E000 1130 4110 05 201000	SENIOR HIGH	CONSUM SUPPLIES	GIUITAR	\$ 150	\$ -	\$ 1,893	\$ -
10E000 1130 4110 05 240000	SENIOR HIGH	CONSUM SUPPLIES	MATH	\$ 540	\$ 540	\$ 90	\$ 626
10E000 1130 4110 05 270000	SENIOR HIGH	CONSUM SUPPLIES	SCIENCE	\$ 6,000	\$ 6,000	\$ 4,233	\$ 4,253

10E000 1130 4110 05 290000	SENIOR HIGH	CONSUM SUPPLIES	WORLD LANGUAGE	\$ 500	\$ 500	\$ 148	\$ 1,052
10E000 1130 4110 05 300000	SENIOR HIGH	CONSUM SUPPLIES	HIST/SOC ST	\$ 300	\$ 300	\$ -	\$ 198
10E000 1130 4110 05 310000	SENIOR HIGH	CONSUM SUPPLIES	ENGLISH	\$ 1,600	\$ 500	\$ -	\$ -
10E000 1130 4110 05 410000	SENIOR HIGH	CONSUM SUPPLIES	HEALTH	\$ 100	\$ 100	\$ -	\$ -
10E000 1130 4110 05 420000	SENIOR HIGH	CONSUM SUPPLIES	PHYSICAL ED	\$ 2,000	\$ 2,000	\$ 1,440	\$ 254
10E000 1130 4110 05 440000	SENIOR HIGH	CONSUM SUPPLIES	SCHOLASTIC BOWL	\$ 650	\$ 650	\$ -	\$ 100
10E000 1130 4110 05 510000	SENIOR HIGH	CONSUM SUPPLIES	GEN EXPENSE	\$ 7,000	\$ 7,000	\$ 6,396	\$ 6,462
10E000 1130 4140 05 310000	SENIOR HIGH	WORKBOOKS	ENGLISH	\$ 200	\$ 200	\$ -	\$ -
10E000 1130 4210 05 240000	SENIOR HIGH	TEXTBOOKS	MATH	\$ 100	\$ 100	\$ -	\$ -
10E000 1130 4210 05 270000	SENIOR HIGH	TEXTBOOKS	SCIENCE	\$ -	\$ -	\$ 17,375	\$ 425
10E000 1130 4210 05 290000	SENIOR HIGH	TEXTBOOKS	WORLD LANGUAGE	\$ 540	\$ 540	\$ 446	\$ 53
10E000 1130 4210 05 300000	SENIOR HIGH	TEXTBOOKS	HIST/SOC ST	\$ 8,690	\$ 690	\$ 510	\$ -
10E000 1130 4210 05 310000	SENIOR HIGH	TEXTBOOKS	ENGLISH	\$ 3,000	\$ 3,000	\$ 1,593	\$ -
10E000 1130 4240 05 290000	SENIOR HIGH	SOFTWARE	WORLD LANGUAGE	\$ 6,087	\$ 6,087	\$ -	\$ -
10E000 1130 4400 05 310000	SENIOR HIGH	PERIODICALS	ENGLISH	\$ 380	\$ 380	\$ -	\$ -
10E000 1410 4110 05 220000	VOC PROGRAM	CONSUM SUPPLIES	HOME EC	\$ 6,000	\$ 5,000	\$ 5,066	\$ 3,790
10E000 1410 4110 05 280000	VOC PROGRAM	CONSUM SUPPLIES	BUS ED	\$ 100	\$ 100	\$ -	\$ -
10E000 1410 4140 05 280000	VOC PROGRAM	WORKBOOKS	BUS ED	\$ -	\$ 1,000	\$ -	\$ -
10E000 1525 4110 05 802000	ATHLETICS	CONSUM SUPPLIES	AWARDS	\$ 4,000	\$ 4,000	\$ 2,869	\$ 3,115
10E000 1525 4110 05 804000	ATHLETICS	CONSUM SUPPLIES	BASEBALL	\$ 700	\$ 700	\$ 697	\$ 1,100
10E000 1525 4110 05 806000	ATHLETICS	CONSUM SUPPLIES	BSKTBALL-BOY	\$ 900	\$ 900	\$ 692	\$ 280
10E000 1525 4110 05 807000	ATHLETICS	CONSUM SUPPLIES	BSKTBALL-GRL	\$ 600	\$ 600	\$ 228	\$ 166
10E000 1525 4110 05 810000	ATHLETICS	CONSUM SUPPLIES	CHEERLEADING	\$ 50	\$ 2,500	\$ 2,464	\$ -
10E000 1525 4110 05 811000	ATHLETICS	CONSUM SUPPLIES	DANCE	\$ 50	\$ 50	\$ -	\$ -
10E000 1525 4110 05 812000	ATHLETICS	CONSUM SUPPLIES	X COUNTRY BOYS	\$ 50	\$ 50	\$ 48	\$ 54
10E000 1525 4110 05 813000	ATHLETICS	CONSUM SUPPLIES	X COUNTRY GIRLS	\$ 50	\$ 50	\$ 48	\$ 54
10E000 1525 4110 05 814000	ATHLETICS	CONSUM SUPPLIES	TRAINER	\$ 2,300	\$ 2,300	\$ 2,516	\$ 2,152
10E000 1525 4110 05 816000	ATHLETICS	CONSUM SUPPLIES	FOOTBALL	\$ 2,000	\$ 2,500	\$ 1,647	\$ 2,867
10E000 1525 4110 05 818000	ATHLETICS	CONSUM SUPPLIES	GOLF BOYS	\$ 50	\$ 50	\$ -	\$ -
10E000 1525 4110 05 819000	ATHLETICS	CONSUM SUPPLIES	GOLF GIRLS	\$ 50	\$ 50	\$ 21	\$ -
10E000 1525 4110 05 824000	ATHLETICS	CONSUM SUPPLIES	SOFTBALL	\$ 700	\$ 700	\$ 959	\$ 2,659
10E000 1525 4110 05 830000	ATHLETICS	CONSUM SUPPLIES	TRACK-BOYS	\$ -	\$ 850	\$ 1,778	\$ 4,920
10E000 1525 4110 05 831000	ATHLETICS	CONSUM SUPPLIES	TRACK-GIRLS	\$ -	\$ 850	\$ 1,778	\$ 4,920
10E000 1525 4110 05 832000	ATHLETICS	CONSUM SUPPLIES	VOLLEYBALL GIRLS	\$ 700	\$ 700	\$ 1,346	\$ 689
10E000 1525 4110 05 834000	ATHLETICS	CONSUM SUPPLIES	WRESTLING	\$ 500	\$ 500	\$ 300	\$ 456
10E000 1525 4110 05 836000	ATHLETICS	CONSUM SUPPLIES	SOCCER BOYS	\$ 400	\$ 400	\$ 518	\$ 251
10E000 1525 4110 05 837000	ATHLETICS	CONSUM SUPPLIES	SOCCER GIRLS	\$ 2,000	\$ 400	\$ 496	\$ 14
10E000 1525 4110 05 840000	ATHLETICS	CONSUM SUPPLIES	OTHER	\$ 7,500	\$ 7,500	\$ 2,017	\$ 5,001
10E000 1526 4110 05 000000	BAND	CONSUM SUPPLIES		\$ 3,000	\$ 2,200	\$ 1,315	\$ 2,131
10E000 1526 4240 05 000000	BAND	SOFTWARE		\$ 200	\$ 200	\$ -	\$ -
10E000 1527 4110 05 000000	VOCAL MUSIC	CONSUM SUPPLIES		\$ 2,000	\$ 1,000	\$ 1,000	\$ 1,384
10E000 1528 4110 05 000000	FLAGS	CONSUM SUPPLIES		\$ 400	\$ 320	\$ -	\$ -
10E000 1700 4110 05 423300	DRIVER'S EDUCATION PROGRAM	CONSUM SUPPLIES	DR ED WHEEL	\$ -	\$ -	\$ -	\$ 77
10E000 1700 4180 05 423300	DRIVER'S EDUCATION PROGRAM	GAS & OIL	DR ED WHEEL	\$ 1,000	\$ 1,000	\$ 360	\$ 516
10E000 2121 4110 05 000000	GUIDANCE SERVICES	CONSUM SUPPLIES		\$ 400	\$ 400	\$ 290	\$ -
10E000 2127 4110 05 000000	COLLEGE TESTING	CONSUM SUPPLIES		\$ 400	\$ 400	\$ 605	\$ 168
10E000 2211 4400 05 000000	IMPR INSTRUCTION SRVCS	PERIODICALS		\$ -	\$ -	\$ -	\$ 699
10E000 2222 4110 05 000000	SCHOOL LIBRARY SERVICES	CONSUM SUPPLIES		\$ 825	\$ 825	\$ 778	\$ 822
10E000 2222 4110 05 710000	SCHOOL LIBRARY SERVICES	CONSUM SUPPLIES	LIBRARY GRNT	\$ -	\$ 50	\$ 327	\$ 272
10E000 2222 4310 05 000000	SCHOOL LIBRARY SERVICES	LIBRARY BOOKS		\$ 4,000	\$ 4,000	\$ 4,040	\$ 2,557
10E000 2222 4400 05 000000	SCHOOL LIBRARY SERVICES	PERIODICALS		\$ 4,500	\$ 4,500	\$ 4,495	\$ 4,465
10E000 2222 4420 05 000000	SCHOOL LIBRARY SERVICES	NEWSPAPERS		\$ 450	\$ 450	\$ 450	\$ 402
10E000 2230 4110 05 000000	ASSESSMENT & TESTING	CONSUM SUPPLIES		\$ 22,000	\$ 34,000	\$ 29,998	\$ 27,940
10E000 2410 4110 05 000000	OFFICE OF PRINCIPAL	CONSUM SUPPLIES		\$ 11,200	\$ 6,000	\$ 465	\$ 1,825
10E000 2410 4110 05 990000	OFFICE OF PRINCIPAL	CONSUM SUPPLIES	OTHER	\$ 2,000	\$ 660	\$ 455	\$ 407
10E000 2903 4150 05 000000	BOOKSTORE	SUPPLIES FOR RESALE		\$ 3,000	\$ 3,000	\$ 356	\$ 338
10E000 2904 4110 05 980000	STUDENT SUPPORT	CONSUM SUPPLIES	CAP & GOWN	\$ -	\$ -	\$ -	\$ 3,472
10E000 2904 4110 05 990000	STUDENT SUPPORT	CONSUM SUPPLIES	OTHER	\$ 2,163	\$ -	\$ 2,233	\$ 1,471
10E000 2904 4130 05 000000	STUDENT SUPPORT	OTHER MATERIALS		\$ 46,450	\$ -	\$ -	\$ -
10E000 2904 4940 05 990000	STUDENT SUPPORT	GRADUATION	OTHER	\$ 1,500	\$ 1,000	\$ 925	\$ 1,325

<b>Supplies and Materials</b>	<b>Subtotal - Supplies and Materials</b>			<b>\$ 182,425</b>	<b>\$ 126,822</b>	<b>\$ 113,225</b>	<b>\$ 101,179</b>
<b>Other Objects</b>							
10E000 1130 6450 05 170000	SENIOR HIGH	ENTRY FEES	ART	\$ 150	\$ 100	\$ -	\$ 141
10E000 1130 6450 05 240000	SENIOR HIGH	ENTRY FEES	MATH	\$ 500	\$ 500	\$ -	\$ 90
10E000 1130 6450 05 300000	SENIOR HIGH	ENTRY FEES	HIST/SOC ST	\$ 300	\$ 300	\$ 375	\$ 150
10E000 1130 6450 05 440000	SENIOR HIGH	ENTRY FEES	SCHOLASTIC BOWL	\$ 350	\$ 350	\$ 110	\$ 733
10E000 1525 6400 05 840000	ATHLETICS	DUES/FEES	OTHER	\$ -	\$ 6,250	\$ 4,625	\$ 5,000
10E000 1525 6450 05 806000	ATHLETICS	ENTRY FEES	BSKTBALL-BOY	\$ 700	\$ 800	\$ 475	\$ -
10E000 1525 6450 05 807000	ATHLETICS	ENTRY FEES	BSKTBALL-GRL	\$ 500	\$ 700	\$ 350	\$ -
10E000 1525 6450 05 812000	ATHLETICS	ENTRY FEES	X COUNTRY BOYS	\$ 700	\$ 700	\$ 658	\$ 50
10E000 1525 6450 05 813000	ATHLETICS	ENTRY FEES	X COUNTRY GIRLS	\$ 700	\$ 700	\$ 658	\$ 50
10E000 1525 6450 05 818000	ATHLETICS	ENTRY FEES	GOLF BOYS	\$ 1,500	\$ 900	\$ 1,162	\$ 671
10E000 1525 6450 05 819000	ATHLETICS	ENTRY FEES	GOLF GIRLS	\$ 1,000	\$ 600	\$ 660	\$ 485
10E000 1525 6450 05 830000	ATHLETICS	ENTRY FEES	TRACK-BOYS	\$ 900	\$ 1,000	\$ 683	\$ 150
10E000 1525 6450 05 831000	ATHLETICS	ENTRY FEES	TRACK-GIRLS	\$ 800	\$ 900	\$ 508	\$ 150
10E000 1525 6450 05 832000	ATHLETICS	ENTRY FEES	VOLLEYBALL GIRLS	\$ 500	\$ 900	\$ 500	\$ -
10E000 1525 6450 05 834000	ATHLETICS	ENTRY FEES	WRESTLING	\$ 1,500	\$ 900	\$ 1,250	\$ 200
10E000 1525 6450 05 836000	ATHLETICS	ENTRY FEES	SOCCER BOYS	\$ 475	\$ 200	\$ 475	\$ -
10E0001525 6450 05 8370	ATHLETICS		Soccer Girls Uniforms	\$ 4,400	\$ -	\$ -	\$ -
10E000 1525 6450 05 840000	ATHLETICS	ENTRY FEES	OTHER	\$ 200	\$ 200	\$ -	\$ -
10E000 1526 6450 05 000000	BAND	ENTRY FEES		\$ 200	\$ -	\$ 168	\$ 255
10E000 1527 6450 05 000000	VOCAL MUSIC	ENTRY FEES		\$ 600	\$ 540	\$ 493	\$ 244
10E000 1528 6450 05 000000	FLAGS	ENTRY FEES		\$ -	\$ -	\$ 325	\$ -
10E000 1700 6709 05 423300	DRIVER'S EDUCATION PROGRAM	DRIVERS ED TUITION	DR ED WHEEL	\$ -	\$ 2,000	\$ -	\$ -
10E000 2127 6430 05 000000	COLLEGE TESTING	PROFESSIONAL DUES		\$ 1,100	\$ 800	\$ 780	\$ 812
10E000 2213 6460 05 000000	INSTRUCT STAFF TRAINING	DUES/WORKSHOP		\$ 1,500	\$ 1,500	\$ 518	\$ -
10E000 2410 6460 05 000000	OFFICE OF PRINCIPAL	DUES/WORKSHOP		\$ 4,459	\$ 2,097	\$ 4,099	\$ 2,708
<b>Other Objects</b>	<b>Subtotal - Other Objects</b>			<b>\$ 23,034</b>	<b>\$ 22,937</b>	<b>\$ 18,870</b>	<b>\$ 11,889</b>
<b>Non-Capital Equipment</b>							
10E000 1525 7400 05 000000	ATHLETICS	NON-CAPITALIZED EQUIPMENT		\$ -	\$ -	\$ 1,470	\$ -
10E000 1525 7400 05 830000	ATHLETICS	NON-CAPITALIZED EQUIPMENT	TRACK-BOYS	\$ -	\$ -	\$ -	\$ 670
10E000 1525 7400 05 831000	ATHLETICS	NON-CAPITALIZED EQUIPMENT	TRACK-GIRLS	\$ -	\$ -	\$ -	\$ 670
10E000 1526 7400 05 000000	BAND	NON-CAPITALIZED EQUIPMENT		\$ -	\$ -	\$ 700	\$ -
<b>Non-Capital Equipment</b>	<b>Subtotal - Non Capital Equipment</b>			<b>\$ -</b>	<b>\$ -</b>	<b>\$ 2,170</b>	<b>\$ 1,339</b>

<b>Purchase Services</b>	<b>\$ 123,080</b>	<b>\$ 126,080</b>	<b>\$ 87,099</b>	<b>\$ 77,960</b>
<b>Supplies and Materials</b>	<b>\$ 182,425</b>	<b>\$ 126,822</b>	<b>\$ 113,225</b>	<b>\$ 101,179</b>
<b>Other Objects</b>	<b>\$ 23,034</b>	<b>\$ 22,937</b>	<b>\$ 18,870</b>	<b>\$ 11,889</b>
<b>Non-Capital Equipment</b>	<b>\$ -</b>	<b>\$ -</b>	<b>\$ 2,170</b>	<b>\$ 1,339</b>
<b>Grand Total</b>	<b>\$ 328,539</b>	<b>\$ 275,839</b>	<b>\$ 221,364</b>	<b>\$ 192,368</b>

**SPECIAL EDUCATION BUDGET**

ACCOUNT #	ACCOUNT FUNCTION	ACCOUNT OBJECT	ACCOUNT SUBJECT	BUDGET FY23	BUDGET FY22	UNAUDITED FY22	ACTUAL FY21
<b>Purchase Services</b>							
10E000 1200 3110 09 000000	SPECIAL ED	ASSESS/TUTOR		\$ 2,000	\$ 2,000	\$ -	\$ -
10E000 1200 3130 03 000000	SPECIAL ED	PROFESSIONAL SRVCS		\$ -	\$ -	\$ 628	\$ -
10E000 1200 3130 09 000000	SPECIAL ED	PROFESSIONAL SRVCS		\$ 34,000	\$ 34,000	\$ -	\$ 240
10E000 1200 3130 19 000000	SPECIAL ED	PROFESSIONAL SRVCS		\$ -	\$ -	\$ 1,573	\$ 1,425
10E000 1200 3130 29 000000	SPECIAL ED	PROFESSIONAL SRVCS		\$ -	\$ -	\$ 811	\$ 780
10E000 1200 3130 49 000000	SPECIAL ED	PROFESSIONAL SRVCS		\$ -	\$ -	\$ 3,153	\$ 1,340
10E000 1200 3130 59 000000	SPECIAL ED	PROFESSIONAL SRVCS		\$ -	\$ -	\$ 3,763	\$ 750
10E000 1200 3150 09 000000	SPECIAL ED	DIAGNOSTICS		\$ 3,500	\$ 3,500	\$ -	\$ -
10E000 1200 3150 19 000000	SPECIAL ED	DIAGNOSTICS		\$ -	\$ -	\$ 3,362	\$ 7,590
10E000 1200 3150 29 000000	SPECIAL ED	DIAGNOSTICS		\$ -	\$ -	\$ 5,317	\$ 2,022
10E000 1200 3150 39 000000	SPECIAL ED	DIAGNOSTICS		\$ -	\$ -	\$ 1,045	\$ 295
10E000 1200 3150 49 000000	SPECIAL ED	DIAGNOSTICS		\$ -	\$ -	\$ 1,675	\$ -
10E000 1200 3150 59 000000	SPECIAL ED	DIAGNOSTICS		\$ -	\$ -	\$ 1,393	\$ 1,634
10E000 1200 3380 09 000000	SPECIAL ED	TRAVEL		\$ 500	\$ 500	\$ -	\$ -
10E000 2190 3110 09 000000	OTHER SUPPORT SERVICES	ASSESS/TUTOR		\$ 2,500	\$ 2,500	\$ -	\$ -
10E000 2190 3110 19 000000	OTHER SUPPORT SERVICES	ASSESS/TUTOR		\$ -	\$ -	\$ 384	\$ -
10E000 2190 3110 29 000000	OTHER SUPPORT SERVICES	ASSESS/TUTOR		\$ -	\$ -	\$ -	\$ -
10E000 2190 3110 49 000000	OTHER SUPPORT SERVICES	ASSESS/TUTOR		\$ -	\$ -	\$ 1,186	\$ 1,423
10E000 2190 3110 59 000000	OTHER SUPPORT SERVICES	ASSESS/TUTOR		\$ -	\$ -	\$ -	\$ 2,947
10E000 2330 3380 09 000000	SERVICE AREA ADMINISTRATION	TRAVEL		\$ 1,000	\$ 1,000	\$ -	\$ -
10E000 2330 3430 09 000000	SERVICE AREA ADMINISTRATION	PHONE SERVICE		\$ 600	\$ 600	\$ 250	\$ 284
10E000 4120 3160 09 000000	SASED	1-1 AIDES		\$ 171,248	\$ 171,248	\$ -	\$ -
10E000 4120 3160 19 000000	SASED	1-1 AIDES		\$ -	\$ -	\$ 30,825	\$ 4,137
10E000 4120 3160 49 000000	SASED	1-1 AIDES		\$ -	\$ -	\$ 15,568	\$ 12,472
10E000 4120 3160 59 000000	SASED	1-1 AIDES		\$ -	\$ -	\$ 103,827	\$ 117,920
10E000 4120 3170 09 000000	SASED	AUDIT/CLERICAL SRVCS		\$ 61,907	\$ 61,907	\$ 50,150	\$ 61,107
10E000 4120 3190 09 000000	SASED	CONT PROF SV		\$ -	\$ -	\$ -	\$ 196
<b>Purchase Services</b>	<b>Subtotal - Purchase Services</b>			<b>\$ 277,255</b>	<b>\$ 277,255</b>	<b>\$ 224,909</b>	<b>\$ 216,561</b>
<b>Supplies and Materials</b>							
10E000 1200 4110 09 000000	SPECIAL ED	CONSUM SUPPLIES		\$ 7,000	\$ 7,000	\$ 1,477	\$ 467
10E000 1200 4140 09 000000	SPECIAL ED	WORKBOOKS		\$ 500	\$ 500	\$ -	\$ -
10E000 1200 4210 09 000000	SPECIAL ED	TEXTBOOKS		\$ 1,000	\$ 1,000	\$ -	\$ -
10E000 1200 4240 09 000000	SPECIAL ED	SOFTWARE		\$ 500	\$ 500	\$ -	\$ -
10E000 2330 4110 09 000000	SERVICE AREA ADMINISTRATION	CONSUM SUPPLIES		\$ 200	\$ 200	\$ -	\$ -
<b>Supplies and Materials</b>	<b>Subtotal - Supplies and Materials</b>			<b>\$ 9,200</b>	<b>\$ 9,200</b>	<b>\$ 1,477</b>	<b>\$ 467</b>
<b>Other Objects</b>							
10E000 1200 6430 09 000000	SPECIAL ED	PROFESSIONAL DUES		\$ 750	\$ 750	\$ -	\$ 220
10E000 2330 6460 09 000000	SERVICE AREA ADMINISTRATION	DUES/WORKSHOP		\$ 150	\$ 150	\$ 299	\$ -
10E000 4220 6701 03 000000	SASED-TUITION ONLY	OT/PT		\$ -	\$ -	\$ -	\$ -
10E000 4220 6701 09 000000	SASED-TUITION ONLY	OT/PT		\$ 197,623	\$ 197,623	\$ 16,086	\$ 22,463
10E000 4220 6701 19 000000	SASED-TUITION ONLY	OT/PT		\$ -	\$ -	\$ 55,082	\$ 41,349
10E000 4220 6701 29 000000	SASED-TUITION ONLY	OT/PT		\$ -	\$ -	\$ 32,182	\$ 41,740
10E000 4220 6701 39 000000	SASED-TUITION ONLY	OT/PT		\$ -	\$ -	\$ 49,811	\$ 54,605
10E000 4220 6701 49 000000	SASED-TUITION ONLY	OT/PT		\$ -	\$ -	\$ 18,401	\$ 13,029
10E000 4220 6701 59 000000	SASED-TUITION ONLY	OT/PT		\$ -	\$ -	\$ 13,802	\$ 8,234
10E000 4220 6702 09 000000	SASED-TUITION ONLY	SUMMER SCHOOL TUITION		\$ 8,900	\$ 8,900	\$ -	\$ -
10E000 4220 6702 19 000000	SASED-TUITION ONLY	SUMMER SCHOOL TUITION		\$ -	\$ -	\$ -	\$ 654
10E000 4220 6702 29 000000	SASED-TUITION ONLY	SUMMER SCHOOL TUITION		\$ -	\$ -	\$ -	\$ 327
10E000 4220 6702 39 000000	SASED-TUITION ONLY	SUMMER SCHOOL TUITION		\$ -	\$ -	\$ -	\$ 327
10E000 4220 6702 49 000000	SASED-TUITION ONLY	SUMMER SCHOOL TUITION		\$ -	\$ -	\$ -	\$ 327
10E000 4220 6702 59 000000	SASED-TUITION ONLY	SUMMER SCHOOL TUITION		\$ -	\$ -	\$ 3,116	\$ 1,635
10E000 4220 6706 09 000000	SASED-TUITION ONLY	TUITION		\$ 98,707	\$ 98,707	\$ -	\$ -
10E000 4220 6706 19 000000	SASED-TUITION ONLY	TUITION		\$ -	\$ -	\$ 24,943	\$ 44,360
10E000 4220 6706 29 000000	SASED-TUITION ONLY	TUITION		\$ -	\$ -	\$ -	\$ 302
10E000 4220 6706 49 000000	SASED-TUITION ONLY	TUITION		\$ -	\$ -	\$ 41,934	\$ 63,298
10E000 4220 6706 59 000000	SASED-TUITION ONLY	TUITION		\$ -	\$ -	\$ 101,328	\$ 110,184

10E000 4220 6707 03 000000	SASED-TUITION ONLY	VISUALLY IMPAIRED TUITION		\$ -	\$ -	\$ 11,408	\$ (3,053)
10E000 4220 6707 09 000000	SASED-TUITION ONLY	VISUALLY IMPAIRED TUITION		\$ 111,674	\$ 111,674	\$ -	\$ -
10E000 4220 6707 19 000000	SASED-TUITION ONLY	VISUALLY IMPAIRED TUITION		\$ -	\$ -	\$ 22,980	\$ 7,595
10E000 4220 6707 29 000000	SASED-TUITION ONLY	VISUALLY IMPAIRED TUITION		\$ -	\$ -	\$ 7,976	\$ 19,192
10E000 4220 6707 49 000000	SASED-TUITION ONLY	VISUALLY IMPAIRED TUITION		\$ -	\$ -	\$ 19,884	\$ 3,362
10E000 4220 6707 59 000000	SASED-TUITION ONLY	VISUALLY IMPAIRED TUITION		\$ -	\$ -	\$ 19,797	\$ 16,520
10E000 4221 6703 49 000000	PUBLIC FACILITY SPED TUITION	PUBLIC FACILITY TUITION		\$ -	\$ -	\$ -	\$ -
10E000 4221 6703 59 000000	PUBLIC FACILITY SPED TUITION	PUBLIC FACILITY TUITION		\$ 100,000	\$ 100,000	\$ 111,579	\$ 66,104
<b>Other Objects</b>	<b>Subtotal - Other Objects</b>			<b>\$ 517,804</b>	<b>\$ 517,804</b>	<b>\$ 550,608</b>	<b>\$ 512,775</b>

<b>Purchase Services</b>	<b>\$ 277,255</b>	<b>\$ 277,255</b>	<b>\$ 224,909</b>	<b>\$ 216,561</b>
<b>Supplies and Materials</b>	<b>\$ 9,200</b>	<b>\$ 9,200</b>	<b>\$ 1,477</b>	<b>\$ 467</b>
<b>Other Objects</b>	<b>\$ 517,804</b>	<b>\$ 517,804</b>	<b>\$ 550,608</b>	<b>\$ 512,775</b>
<b>Grand Total</b>	<b>\$ 804,259</b>	<b>\$ 804,259</b>	<b>\$ 776,994</b>	<b>\$ 729,804</b>

**TECHNOLOGY BUDGET**

ACCOUNT #	ACCOUNT FUNCTION	ACCOUNT OBJECT	ACCOUNT SUBJECT	BUDGET FY23	BUDGET FY22	UNAUDITED FY22	ACTUAL FY21
<b>Purchase Services</b>							
10E000 2661 3230 09 330000	DATA PROCESSING	REPAIR/MAINT OF EQUIP		\$ 1,500	\$ 500	\$ -	\$ -
10E000 2661 3370 09 330000	DATA PROCESSING	LOCAL TRAVEL		\$ 650	\$ 900	\$ 630	\$ 642
10E000 2661 3430 09 330000	DATA PROCESSING	PHONE SERVICE		\$ 76,200	\$ 70,200	\$ 68,642	\$ 69,583
10E000 2661 3900 09 330000	DATA PROCESSING	OTHER PURCH SRV		\$ 170,660	\$ 84,520	\$ 84,899	\$ 63,554
<b>Purchase Services</b>	<b>Subtotal - Purchase Services</b>			<b>\$ 249,010</b>	<b>\$ 156,120</b>	<b>\$ 154,171</b>	<b>\$ 133,779</b>
<b>Supplies and Materials</b>							
10E000 1110 4110 01 330000	ELEMENTARY	CONSUM SUPPLIES		\$ 2,900	\$ 2,900	\$ 2,786	\$ 2,417
10E000 1110 4110 02 330000	ELEMENTARY	CONSUM SUPPLIES		\$ 1,650	\$ 2,400	\$ 1,387	\$ 1,957
10E000 1120 4110 04 330000	JUNIOR HIGH	CONSUM SUPPLIES		\$ 2,450	\$ 2,700	\$ 1,793	
10E000 1130 4110 05 330000	SENIOR HIGH	CONSUM SUPPLIES		\$ 2,850	\$ 3,100	\$ 1,405	\$ 2,737
10E000 1225 4110 09 330000	SPECIAL EDUCATION PRE-K	CONSUM SUPPLIES		\$ 350	\$ 350	\$ -	\$ -
10E000 2661 4110 09 330000	DATA PROCESSING	CONSUM SUPPLIES		\$ 12,500	\$ 3,629	\$ 3,629	\$ 3,573
10E000 2661 4190 09 330000	DATA PROCESSING	REPLACEMENT PARTS		\$ 3,000	\$ 2,900	\$ 1,957	\$ 208
<b>Supplies and Materials</b>	<b>Subtotal - Supplies and Materials</b>			<b>\$ 25,700</b>	<b>\$ 17,979</b>	<b>\$ 12,957</b>	<b>\$ 10,890</b>
<b>Capital Outlay</b>							
10E000 1110 5500 01 330000	ELEMENTARY	CAPITAL EQUIPMENT		\$ 1,754	\$ 40,468	\$ 40,468	\$ -
10E000 1110 5500 02 330000	ELEMENTARY	CAPITAL EQUIPMENT		\$ 3,508	\$ 21,177	\$ 21,177	\$ -
10E000 1120 5500 04 330000	JUNIOR HIGH	CAPITAL EQUIPMENT		\$ 3,508	\$ 37,639	\$ 37,639	\$ -
10E000 1130 5500 05 330000	SENIOR HIGH	CAPITAL EQUIPMENT		\$ 13,331	\$ -	\$ -	\$ 3,845
10E000 2661 5500 09 330000	DATA PROCESSING	CAPITAL EQUIPMENT		\$ 2,500	\$ 9,037	\$ 9,037	\$ -
<b>Capital Outlay</b>	<b>Subtotal - Capital Outlay</b>			<b>\$ 24,601</b>	<b>\$ 108,321</b>	<b>\$ 108,321</b>	<b>\$ 3,845</b>
<b>Other Objects</b>							
10E000 2661 6460 09 330000	DATA PROCESSING	DUES/WORKSHOP		\$ 500	\$ 733	\$ 733	\$ 489
<b>Other Objects</b>	<b>Subtotal - Other Objects</b>			<b>\$ 500</b>	<b>\$ 733</b>	<b>\$ 733</b>	<b>\$ 489</b>
<b>Non-Capital Equipment</b>							
10E000 1110 7400 01 330000	ELEMENTARY	NON-CAPITALIZED EQUIPMENT		\$ 2,230	\$ 7,190	\$ 28,710	\$ 75,839
10E000 1110 7400 02 330000	ELEMENTARY	NON-CAPITALIZED EQUIPMENT		\$ 688	\$ 4,705	\$ 4,136	\$ 61,798
10E000 1120 7400 04 330000	JUNIOR HIGH	NON-CAPITALIZED EQUIPMENT		\$ 36,554	\$ 6,276	\$ 12,304	\$ 1,064
10E000 1130 7400 05 330000	SENIOR HIGH	NON-CAPITALIZED EQUIPMENT		\$ 76,387	\$ 28,540	\$ 26,547	\$ 3,192
10E000 2661 7400 09 330000	DATA PROCESSING	NON-CAPITALIZED EQUIPMENT		\$ 14,578	\$ 2,482	\$ 2,174	\$ 2,039
<b>Non-Capital Equipment</b>	<b>Subtotal - Non-Capital Equipment</b>			<b>\$ 130,437</b>	<b>\$ 49,193</b>	<b>\$ 73,871</b>	<b>\$ 143,932</b>

<b>Purchase Services</b>	<b>\$ 249,010</b>	<b>\$ 156,120</b>	<b>\$ 154,171</b>	<b>\$ 133,779</b>
<b>Supplies and Materials</b>	<b>\$ 25,700</b>	<b>\$ 17,979</b>	<b>\$ 12,957</b>	<b>\$ 10,890</b>
<b>Capital Outlay</b>	<b>\$ 24,601</b>	<b>\$ 108,321</b>	<b>\$ 108,321</b>	<b>\$ 3,845</b>
<b>Other Objects</b>	<b>\$ 500</b>	<b>\$ 733</b>	<b>\$ 733</b>	<b>\$ 489</b>
<b>Non-Capital Equipment</b>	<b>\$ 130,437</b>	<b>\$ 49,193</b>	<b>\$ 73,871</b>	<b>\$ 143,932</b>
<b>Grand Total</b>	<b>\$ 430,248</b>	<b>\$ 332,346</b>	<b>\$ 350,053</b>	<b>\$ 292,934</b>



**GRANT BUDGET**

ACCOUNT #	ACCOUNT FUNCTION	ACCOUNT OBJECT	ACCOUNT SUBJECT	BUDGET FY23	BUDGET FY22	UNAUDITED FY22	ACTUAL FY21
<b>Salaries</b>							
10E000 1251 1120 01 430000	TITLE I/READING	TEACHER SALARY	TITLE I	\$ 22,528	\$ 50,697	\$ 53,125	\$ 47,185
10E000 1251 1120 02 430000	TITLE I/READING	TEACHER SALARY	TITLE I	\$ 45,298	\$ 15,075	\$ 26,372	\$ 14,030
10E000 1251 1170 04 430000	TITLE I/READING	SAL EXT DTY	TITLE I	\$ 5,000	\$ -	\$ -	\$ 4,695
10E000 1251 1170 05 430000	TITLE I/READING	SAL EXT DTY	TITLE I	\$ 6,000	\$ 6,000	\$ 1,961	\$ 1,735
10E000 2212 1170 04 430000	INSTR & CURR DEVELOPMENT	SAL EXT DTY	TITLE I	\$ 4,000	\$ -	\$ -	\$ -
10E000 2212 1170 05 430000	INSTR & CURR DEVELOPMENT	SAL EXT DTY	TITLE I	\$ 6,000	\$ -	\$ 795	\$ 1,458
10E000 3700 1120 06 430000	NON-PUBLIC PUPIL SRVCS	TEACHER SALARY	TITLE I	\$ 7,000	\$ -	\$ -	\$ -
10E000 1100 1120 09 499882	INSTRUCTIONAL	TEACHER SALARY	ESSER II GRANT	\$ 52,500	\$ 50,000	\$ -	\$ -
10E000 1100 1120 09 499883	INSTRUCTIONAL	TEACHER SALARY	ESSER III GRANT	\$ 55,681	\$ 310,000	\$ -	\$ -
10E000 1100 1120 59 499883	INSTRUCTIONAL	TEACHER SALARY	ESSER III GRANT	\$ 195,623	\$ -	\$ -	\$ -
10E000 1601 1120 09 499882	SUMMER SCHOOL	TEACHER SALARY	ESSER II GRANT	\$ 45,596	\$ 43,425	\$ -	\$ -
10E000 2141 1120 09 499882	PSYCH SERVICES	TEACHER SALARY	ESSER II GRANT	\$ 84,000	\$ 80,000	\$ -	\$ -
10E000 2211 1120 09 499882	IMPR INSTRUCTION SRVCS	TEACHER SALARY	ESSER II GRANT	\$ 84,000	\$ 80,000	\$ -	\$ -
10E000 2210 1170 09 499883			ESSER III GRANT	\$ 90,000	\$ -	\$ -	\$ -
	<b>Salaries</b>	<b>Subtotal - Salaries</b>		<b>\$ 703,226</b>	<b>\$ 640,197</b>	<b>\$ 82,252</b>	<b>\$ 69,103</b>
<b>Benefits</b>							
10E000 1251 2111 01 430000	TITLE I/READING	FEDERAL TRS	TITLE I	\$ 2,363	\$ 4,445	\$ 5,488	\$ 1,411
10E000 1251 2111 02 430000	TITLE I/READING	FEDERAL TRS	TITLE I	\$ 4,752	\$ 2,217	\$ 3,034	\$ 1,635
10E000 1251 2111 04 430000	TITLE I/READING	FEDERAL TRS	TITLE I	\$ 525	\$ 521	\$ -	\$ 537
10E000 1251 2111 05 430000	TITLE I/READING	FEDERAL TRS	TITLE I	\$ 629	\$ 625	\$ 202	\$ 181
10E000 1251 2220 01 430000	TITLE I/READING	MEDICAL INSURANCE	TITLE I	\$ 4,461	\$ 11,800	\$ 9,986	\$ 9,040
10E000 1251 2220 02 430000	TITLE I/READING	MEDICAL INSURANCE	TITLE I	\$ 8,952	\$ -	\$ 4,862	\$ -
10E000 2212 2111 04 430000	INSTR & CURR DEVELOPMENT	FEDERAL TRS	TITLE I	\$ 420	\$ -	\$ -	\$ -
10E000 2212 2111 05 430000	INSTR & CURR DEVELOPMENT	FEDERAL TRS	TITLE I	\$ 629	\$ -	\$ 83	\$ 152
10E000 3700 2110 06 430000	NON-PUBLIC PUPIL SRVCS	BRD PAID TRS	TITLE I	\$ 734	\$ -	\$ -	\$ -
10E000 1100 2111 09 499883	INSTRUCTIONAL	FEDERAL TRS	ESSER III GRANT	\$ 5,741	\$ 32,245	\$ -	\$ -
10E000 1100 2111 59 499883	INSTRUCTIONAL	FEDERAL TRS	ESSER III GRANT	\$ 62,205	\$ -	\$ -	\$ -
10E000 1601 2111 19 499882	SUMMER SCHOOL	FEDERAL TRS	ESSER II GRANT	\$ 1,096	\$ -	\$ -	\$ -
10E000 1601 2111 29 499882	SUMMER SCHOOL	FEDERAL TRS	ESSER II GRANT	\$ 548	\$ -	\$ -	\$ -
10E000 1601 2111 49 499882	SUMMER SCHOOL	FEDERAL TRS	ESSER II GRANT	\$ 509	\$ -	\$ -	\$ -
10E000 1800 2111 19 499882	BILINGUAL PROGRAMS	FEDERAL TRS	ESSER II GRANT	\$ 7,722	\$ -	\$ -	\$ -
10E000 1800 2220 19 499882	BILINGUAL PROGRAMS	MEDICAL INSURANCE	ESSER II GRANT	\$ 7,083	\$ -	\$ -	\$ -
10E000 1800 2230 19 499882	BILINGUAL PROGRAMS	LIFE INS	ESSER II GRANT	\$ 190	\$ -	\$ -	\$ -
10E000 2141 2111 09 499882	PSYCH SERVICES	FEDERAL TRS	ESSER II GRANT	\$ 6,113	\$ 8,328	\$ -	\$ -
10E000 2141 2230 09 499882	PSYCH SERVICES	LIFE INS	ESSER II GRANT	\$ 166	\$ -	\$ -	\$ -
10E000 2211 2111 19 499882	IMPR INSTRUCTION SRVCS	FEDERAL TRS	ESSER II GRANT	\$ 3,826	\$ -	\$ -	\$ -
10E000 2211 2111 29 499882	IMPR INSTRUCTION SRVCS	FEDERAL TRS	ESSER II GRANT	\$ 1,885	\$ -	\$ -	\$ -
10E000 2211 2220 19 499882	IMPR INSTRUCTION SRVCS	MEDICAL INSURANCE	ESSER II GRANT	\$ 3,842	\$ -	\$ -	\$ -
10E000 2211 2220 29 499882	IMPR INSTRUCTION SRVCS	MEDICAL INSURANCE	ESSER II GRANT	\$ 1,892	\$ -	\$ -	\$ -
10E000 2211 2230 19 499882	IMPR INSTRUCTION SRVCS	LIFE INS	ESSER II GRANT	\$ 106	\$ -	\$ -	\$ -
10E000 2211 2230 29 499882	IMPR INSTRUCTION SRVCS	LIFE INS	ESSER II GRANT	\$ 52	\$ -	\$ -	\$ -
10E000 2210 2220 09 499883			ESSER III GRANT	\$ 21,000	\$ -	\$ -	\$ -
10E000 2210 2110 09 499883			ESSER III GRANT	\$ 9,441	\$ -	\$ -	\$ -
	<b>Benefits</b>	<b>Subtotal - Benefits</b>		<b>\$ 156,882</b>	<b>\$ 60,181</b>	<b>\$ 23,654</b>	<b>\$ 12,956</b>
<b>Purchase Services</b>							
10E000 1251 3900 01 430000	TITLE I/READING	OTHER PURCH SRV	TITLE I	\$ 3,000	\$ -	\$ -	\$ 1,468
10E000 1251 3900 04 430000	TITLE I/READING	OTHER PURCH SRV	TITLE I	\$ 15,000	\$ 3,700	\$ 5,646	\$ 9,986
10E000 1251 3900 05 430000	TITLE I/READING	OTHER PURCH SRV	TITLE I	\$ 28,000	\$ 11,100	\$ 10,247	\$ 5,841
10E000 1251 3900 09 43000	TITLE I/READING	OTHER PURCH SRV	TITLE I	\$ 250	\$ -	\$ -	\$ -
10E000 2210 3120 04 430000	IMPR INSTRUCTION SRVCS	PROF DEVELOPMENT	TITLE I	\$ 2,500	\$ 4,000	\$ 4,157	\$ 2,403
10E000 2210 3120 05 430000	IMPR INSTRUCTION SRVCS	PROF DEVELOPMENT	TITLE I	\$ 5,000	\$ 6,500	\$ 5,054	\$ -
10E000 2141 3900 01 430000	GUIDANCE SERVICES	PROFESSIONAL SRVCS	TITLE I	\$ 4,000	\$ -	\$ -	\$ -
10E000 2141 3900 04 430000	GUIDANCE SERVICES	PROFESSIONAL SRVCS	TITLE I	\$ 4,000	\$ -	\$ -	\$ -
10E000 2141 3900 05 430000	GUIDANCE SERVICES	PROFESSIONAL SRVCS	TITLE I	\$ 4,000	\$ -	\$ -	\$ -
10E000 3000 3900 09 430000	COMMUNITY SERVICES	CONSUM SUPPLIES	TITLE I	\$ 1,000	\$ -	\$ -	\$ -
10E000 2120 3140 05 440001	GUIDANCE SERVICES	PROF SVCS-INSTRUCTIONAL	TITLE IV	\$ 4,872	\$ -	\$ -	\$ -

10E000 3700 3120 06 440001	NON-PUBLIC PUPIL SRVCS	PROF DEVELOPMENT	TITLE IV	\$ 700	\$ 5,089	\$ 110	\$ -
10E000 2210 3120 09 493200	IMPR INSTRUCTION SRVCS	PROF DEVELOPMENT	TITLE II	\$ 34,419	\$ -	\$ -	\$ 433
10E000 3700 3120 06 493200	NON-PUBLIC PUPIL SRVCS	PROF DEVELOPMENT	TITLE II	\$ 3,871	\$ 991	\$ 829	\$ 1,329
10E000 4190 3120 09 493200	IN-STATE GOVERNMENTAL UNITS	PROF DEVELOPMENT	TITLE II	\$ 500	\$ -	\$ -	\$ 180
10E000 1211 3900 09 460000			PRESCHOOL FLOW THROUGH GRANT	\$ 1,250	\$ -	\$ -	\$ -
10E000 2141 3900 09 460000			PRESCHOOL FLOW THROUGH GRANT	\$ 15,000	\$ -	\$ -	\$ -
10E000 2150 3900 09 460000			PRESCHOOL FLOW THROUGH GRANT	\$ 5,000	\$ -	\$ -	\$ -
10E000 2550 3900 09 460000			PRESCHOOL FLOW THROUGH GRANT	\$ 4,000	\$ -	\$ -	\$ -
10E000 3700 3900 09 460000			PRESCHOOL FLOW THROUGH GRANT	\$ 1,500	\$ -	\$ -	\$ -
10E000 2210 3900 09 460000	IMPR INSTRUCTION SRVCS	OTHER PURCH SRV	PRESCHOOL FLOW THROUGH GRANT	\$ 11,150	\$ -	\$ -	\$ -
10E000 4120 3130 09 460000	SASED	PROFESSIONAL SRVCS	PRESCHOOL FLOW THROUGH GRANT	\$ 34,000	\$ 1,000	\$ 1,028	\$ 1,052
10E000 1100 3900 09 499882	INSTRUCTIONAL	OTHER PURCH SRV	ESSER II GRANT	\$ 22,800	\$ 22,800	\$ -	\$ -
10E000 1100 3900 09 499883	INSTRUCTIONAL	OTHER PURCH SRV	ESSER III GRANT	\$ 20,200	\$ 25,000	\$ -	\$ -
10E000 2120 3130 09 499883	GUIDANCE SERVICES	PROFESSIONAL SRVCS	ESSER III GRANT	\$ 20,000	\$ 20,000	\$ -	\$ -
10E000 2131 3900 02 499882	HEALTH SERVICES	OTHER PURCH SRV	ESSER II GRANT	\$ 57,400	\$ 57,400	\$ 10,847	\$ -
10E000 2210 3120 09 499882	IMPR INSTRUCTION SRVCS	PROF DEVELOPMENT	ESSER II GRANT	\$ 30,000	\$ 30,000	\$ -	\$ -
10E000 2210 3120 09 499883	IMPR INSTRUCTION SRVCS	PROF DEVELOPMENT	ESSER III GRANT	\$ 14,786	\$ 30,000	\$ -	\$ -
<b>Purchase Services</b>	<b>Subtotal - Purchase Services</b>			<b>\$ 348,198</b>	<b>\$ 217,580</b>	<b>\$ 37,918</b>	<b>\$ 22,692</b>
<b>Supplies and Materials</b>							
10E000 1251 4110 01 430000	TITLE I/READING	CONSUM SUPPLIES	TITLE I	\$ 9,335	\$ -	\$ 3,028	\$ 6,898
10E000 1251 4110 02 430000	TITLE I/READING	CONSUM SUPPLIES	TITLE I	\$ 13,342	\$ -	\$ 5,837	\$ 4,102
10E000 1251 4110 04 430000	TITLE I/READING	CONSUM SUPPLIES	TITLE I	\$ 16,645	\$ 8,382	\$ 7,137	\$ 13,572
10E000 1251 4110 05 430000	TITLE I/READING	CONSUM SUPPLIES	TITLE I	\$ 14,552	\$ 7,831	\$ 4,917	\$ 3,773
10E000 1251 4110 09 430000	TITLE I/READING	CONSUM SUPPLIES	TITLE I	\$ 250	\$ 500	\$ -	\$ -
10E000 2210 4110 01 430000	IMPR INSTRUCTION SRVCS	CONSUM SUPPLIES	TITLE I	\$ 1,600	\$ 11,232	\$ 12,592	\$ -
10E000 2210 4110 04 430000	IMPR INSTRUCTION SRVCS	CONSUM SUPPLIES	TITLE I	\$ 3,000	\$ 27,400	\$ 539	\$ -
10E000 2210 4110 05 430000	IMPR INSTRUCTION SRVCS	CONSUM SUPPLIES	TITLE I	\$ 2,500	\$ -	\$ 30	\$ -
10E000 2220 4110 04 430000	EDUCATIONAL MEDIA SERVICES	CONSUM SUPPLIES	TITLE I	\$ 5,000	\$ -	\$ -	\$ 3,826
10E000 2220 4110 05 430000	EDUCATIONAL MEDIA SERVICES	CONSUM SUPPLIES	TITLE I	\$ 4,110	\$ -	\$ 2,155	\$ 2,275
10E000 3700 4110 06 430000	NON-PUBLIC PUPIL SRVCS	CONSUM SUPPLIES	TITLE I	\$ 4,310	\$ 1,807	\$ -	\$ -
10E000 1100 4110 19 440001	INSTRUCTIONAL	CONSUM SUPPLIES	TITLE IV	\$ 7,244	\$ -	\$ -	\$ 3,772
10E000 2220 4110 09 440001		CONSUM SUPPLIES	TITLE IV	\$ 5,000	\$ -	\$ -	\$ -
10E000 3700 4110 09 440001		CONSUM SUPPLIES	TITLE IV	\$ 1,095	\$ -	\$ -	\$ -
10E000 2211 4110 09 493200	IMPR INSTRUCTION SRVCS	CONSUM SUPPLIES	TITLE II	\$ 2,000	\$ -	\$ 1,360	\$ 198
10E000 2141 4110 09 460000			PRESCHOOL FLOW THROUGH GRANT	\$ 9,000	\$ -	\$ -	\$ -
10E000 2150 4110 09 460000			PRESCHOOL FLOW THROUGH GRANT	\$ 3,500	\$ -	\$ -	\$ -
10E000 3700 4110 09 460000			PRESCHOOL FLOW THROUGH GRANT	\$ 1,314	\$ -	\$ -	\$ -
10E000 2210 4110 09 460000	IMPR INSTRUCTION SRVCS	CONSUM SUPPLIES	PRESCHOOL FLOW THROUGH GRANT	\$ 500	\$ -	\$ -	\$ -
10E000 1100 4110 09 499882	INSTRUCTIONAL	CONSUM SUPPLIES	ESSER II GRANT	\$ 65,147	\$ 65,147	\$ -	\$ -
10E000 1100 4110 09 499883	INSTRUCTIONAL	CONSUM SUPPLIES	ESSER III GRANT	\$ 71,100	\$ 81,051	\$ -	\$ -
10E000 2210 4110 09 499882	IMPR INSTRUCTION SRVCS	CONSUM SUPPLIES	ESSER II GRANT	\$ 6,840	\$ 6,840	\$ -	\$ -
10E000 2210 4110 09 499883	IMPR INSTRUCTION SRVCS	CONSUM SUPPLIES	ESSER III GRANT	\$ 11,519	\$ 11,519	\$ -	\$ -
10E000 2541 4110 09 499882	OPER/MAINTENANCE	CONSUM SUPPLIES	ESSER II GRANT	\$ 3,399	\$ 3,399	\$ -	\$ -
<b>Supplies and Materials</b>	<b>Subtotal - Supplies and Materials</b>			<b>\$ 262,302</b>	<b>\$ 225,108</b>	<b>\$ 37,596</b>	<b>\$ 38,416</b>
<b>Capital Outlay</b>							
20E000 2541 4110 09 499882			ESSER III GRANT	\$ 600,000	\$ -	\$ -	\$ -
<b>Capital Outlay</b>	<b>Subtotal - Capital Outlay</b>			<b>\$ 600,000</b>	<b>\$ -</b>	<b>\$ -</b>	<b>\$ -</b>
<b>Other Objects</b>							
10E000 4120 6490 09 460000			PRESCHOOL FLOW THROUGH GRANT	\$ 264,213	\$ -	\$ -	\$ -
<b>Other Objects</b>	<b>Subtotal - Other Objects</b>			<b>\$ 264,213</b>	<b>\$ -</b>	<b>\$ -</b>	<b>\$ -</b>
<b>Non-Capital Equipment</b>							
10E000 1100 7400 09 499883			ESSER III GRANT	\$ 2,000	\$ -	\$ -	\$ -
<b>Non-Capital Equipment</b>	<b>Subtotal - Non Capital Equipment</b>			<b>\$ 2,000</b>	<b>\$ -</b>	<b>\$ -</b>	<b>\$ -</b>

<b>Salaries</b>	<b>\$ 703,226</b>	<b>\$ 640,197</b>	<b>\$ 82,252</b>	<b>\$ 69,103</b>
<b>Benefits</b>	<b>\$ 156,882</b>	<b>\$ 60,181</b>	<b>\$ 23,654</b>	<b>\$ 12,956</b>
<b>Purchase Services</b>	<b>\$ 348,198</b>	<b>\$ 217,580</b>	<b>\$ 37,918</b>	<b>\$ 22,692</b>
<b>Supplies and Materials</b>	<b>\$ 262,302</b>	<b>\$ 225,108</b>	<b>\$ 37,596</b>	<b>\$ 38,416</b>
<b>Capital Outlay</b>	<b>\$ 600,000</b>			

Other Objects	\$ 264,213			
Non-Capital Equipment	\$ 2,000	\$ -	\$ -	\$ -
Grand Total	\$ 2,336,821	\$ 1,143,066	\$ 181,420	\$ 143,167

**BUILDINGS AND GROUNDS BUDGET**

ACCOUNT #	ACCOUNT FUNCTION	ACCOUNT OBJECT	LOCATION	BUDGET FY23	BUDGET FY22	UNAUDITED FY22	ACTUAL FY21
<b>Purchase Services</b>							
20E000 2542 3100 01 000000	BUILDING CARE AND UPKEEP	PROFESSIONAL/TECHNICAL SERVICE	MANNING	\$ -	\$ -	\$ 4,250	\$ 10,970
20E000 2542 3100 02 000000	BUILDING CARE AND UPKEEP	PROFESSIONAL/TECHNICAL SERVICE	MILLER	\$ -	\$ -	\$ 4,695	\$ 255
20E000 2542 3100 03 000000	BUILDING CARE AND UPKEEP	PROFESSIONAL/TECHNICAL SERVICE	SOUTH	\$ -	\$ -	\$ 1,155	\$ 255
20E000 2542 3100 04 000000	BUILDING CARE AND UPKEEP	PROFESSIONAL/TECHNICAL SERVICE	JR HIGH	\$ -	\$ -	\$ 1,240	\$ 340
20E000 2542 3100 05 000000	BUILDING CARE AND UPKEEP	PROFESSIONAL/TECHNICAL SERVICE	SR HIGH	\$ -	\$ -	\$ 1,240	\$ 340
20E000 2542 3100 09 000000	BUILDING CARE AND UPKEEP	PROFESSIONAL/TECHNICAL SERVICE	DIST WIDE	\$ 20,000	\$ 20,000	\$ 11,745	\$ -
20E000 2542 3120 09 000000	BUILDING CARE AND UPKEEP	PROF DEVELOPMENT	DIST WIDE	\$ 1,100	\$ 1,100	\$ 325	\$ -
20E000 2542 3200 01 000000	BUILDING CARE AND UPKEEP	S S U CHG	MANNING	\$ 2,500	\$ 2,500	\$ 2,164	\$ 634
20E000 2542 3200 02 000000	BUILDING CARE AND UPKEEP	S S U CHG	MILLER	\$ 1,000	\$ 1,000	\$ 782	\$ 425
20E000 2542 3200 03 000000	BUILDING CARE AND UPKEEP	S S U CHG	SOUTH	\$ 550	\$ 550	\$ 327	\$ 261
20E000 2542 3200 04 000000	BUILDING CARE AND UPKEEP	S S U CHG	JR HIGH	\$ 1,800	\$ 1,800	\$ 1,614	\$ 839
20E000 2542 3200 05 000000	BUILDING CARE AND UPKEEP	S S U CHG	SR HIGH	\$ 10,800	\$ 10,800	\$ 6,274	\$ 4,457
20E000 2542 3210 01 000000	BUILDING CARE AND UPKEEP	PUB UT WATER	MANNING	\$ 5,100	\$ 5,100	\$ 4,651	\$ 1,447
20E000 2542 3210 02 000000	BUILDING CARE AND UPKEEP	PUB UT WATER	MILLER	\$ 3,250	\$ 3,250	\$ 3,139	\$ 2,040
20E000 2542 3210 03 000000	BUILDING CARE AND UPKEEP	PUB UT WATER	SOUTH	\$ 1,200	\$ 1,200	\$ 656	\$ 359
20E000 2542 3210 04 000000	BUILDING CARE AND UPKEEP	PUB UT WATER	JR HIGH	\$ 3,800	\$ 3,800	\$ 3,526	\$ 2,438
20E000 2542 3210 05 000000	BUILDING CARE AND UPKEEP	PUB UT WATER	SR HIGH	\$ 21,000	\$ 21,000	\$ 12,842	\$ 12,104
20E000 2542 3220 01 000000	BUILDING CARE AND UPKEEP	REFUSE REMVL	MANNING	\$ 6,500	\$ 6,500	\$ 5,837	\$ 6,241
20E000 2542 3220 02 000000	BUILDING CARE AND UPKEEP	REFUSE REMVL	MILLER	\$ 3,700	\$ 3,700	\$ 3,263	\$ 3,472
20E000 2542 3220 03 000000	BUILDING CARE AND UPKEEP	REFUSE REMVL	SOUTH	\$ 2,300	\$ 2,300	\$ 2,056	\$ 2,188
20E000 2542 3220 04 000000	BUILDING CARE AND UPKEEP	REFUSE REMVL	JR HIGH	\$ 7,300	\$ 7,300	\$ 6,643	\$ 6,972
20E000 2542 3220 05 000000	BUILDING CARE AND UPKEEP	REFUSE REMVL	SR HIGH	\$ 19,000	\$ 19,000	\$ 17,245	\$ 18,064
20E000 2542 3230 01 000000	BUILDING CARE AND UPKEEP	REPAIR/MAINT OF EQUIP	MANNING	\$ 24,000	\$ 24,000	\$ 57,630	\$ 12,317
20E000 2542 3230 02 000000	BUILDING CARE AND UPKEEP	REPAIR/MAINT OF EQUIP	MILLER	\$ 9,000	\$ 9,000	\$ 2,073	\$ 2,412
20E000 2542 3230 03 000000	BUILDING CARE AND UPKEEP	REPAIR/MAINT OF EQUIP	SOUTH	\$ 9,000	\$ 9,000	\$ 9,930	\$ 2,178
20E000 2542 3230 04 000000	BUILDING CARE AND UPKEEP	REPAIR/MAINT OF EQUIP	JR HIGH	\$ 40,000	\$ 40,000	\$ 32,724	\$ 47,540
20E000 2542 3230 05 000000	BUILDING CARE AND UPKEEP	REPAIR/MAINT OF EQUIP	SR HIGH	\$ 66,000	\$ 66,000	\$ 58,064	\$ 29,422
20E000 2542 3230 09 000000	BUILDING CARE AND UPKEEP	REPAIR/MAINT OF EQUIP	DIST WIDE	\$ 6,500	\$ 6,500	\$ -	\$ -
20E000 2543 3230 05 000000	GROUNDS CARE AND UPKEEP	REPAIR/MAINT OF EQUIP	SR HIGH	\$ -	\$ -	\$ 320	\$ 1,440
20E000 2543 3230 09 000000	GROUNDS CARE AND UPKEEP	REPAIR/MAINT OF EQUIP	DIST WIDE	\$ 10,000	\$ 10,000	\$ 928	\$ 2,172
20E000 2544 3230 01 000000	EQUIPMENT CARE & UPKEEP	REPAIR/MAINT OF EQUIP	MANNING	\$ 3,000	\$ 3,000	\$ 1,671	\$ -
20E000 2544 3230 02 000000	EQUIPMENT CARE & UPKEEP	REPAIR/MAINT OF EQUIP	MILLER	\$ 3,000	\$ 3,000	\$ -	\$ -
20E000 2544 3230 03 000000	EQUIPMENT CARE & UPKEEP	REPAIR/MAINT OF EQUIP	SOUTH	\$ 3,000	\$ 3,000	\$ -	\$ -
20E000 2544 3230 04 000000	EQUIPMENT CARE & UPKEEP	REPAIR/MAINT OF EQUIP	JR HIGH	\$ 3,500	\$ 3,500	\$ 993	\$ -
20E000 2544 3230 05 000000	EQUIPMENT CARE & UPKEEP	REPAIR/MAINT OF EQUIP	SR HIGH	\$ 3,500	\$ 3,500	\$ 1,654	\$ 444
20E000 2544 3230 09 000000	EQUIPMENT CARE & UPKEEP	REPAIR/MAINT OF EQUIP	DIST WIDE	\$ 3,500	\$ 3,500	\$ 1,622	\$ -
20E000 2545 3230 05 000000	POOL CARE AND UPKEEP	REPAIR/MAINT OF EQUIP	SR HIGH	\$ 7,000	\$ 7,000	\$ 19,269	\$ 714
20E000 2546 3230 01 000000	SECURITY SERVICES	REPAIR/MAINT OF EQUIP	MANNING	\$ 5,000	\$ 5,000	\$ 3,441	\$ 2,620
20E000 2546 3230 02 000000	SECURITY SERVICES	REPAIR/MAINT OF EQUIP	MILLER	\$ 2,500	\$ 2,500	\$ 2,107	\$ 1,832
20E000 2546 3230 03 000000	SECURITY SERVICES	REPAIR/MAINT OF EQUIP	SOUTH	\$ 3,000	\$ 3,000	\$ 1,620	\$ 1,620
20E000 2546 3230 04 000000	SECURITY SERVICES	REPAIR/MAINT OF EQUIP	JR HIGH	\$ 4,000	\$ 4,000	\$ 3,384	\$ 3,384
20E000 2546 3230 05 000000	SECURITY SERVICES	REPAIR/MAINT OF EQUIP	SR HIGH	\$ 19,500	\$ 19,500	\$ 12,300	\$ 12,300
20E000 2547 3230 09 000000	VEHICLE SRV MAINT	REPAIR/MAINT OF EQUIP	DIST WIDE	\$ 5,500	\$ 5,500	\$ 1,610	\$ 1,358
20E000 2573 3230 09 530000	DISTRIBUTION SRVCS	REPAIR/MAINT OF EQUIP	DIST WIDE	\$ 500	\$ -	\$ -	\$ -
20E000 2543 3250 09 000000	GROUNDS CARE AND UPKEEP	EQUIP RENTAL	DIST WIDE	\$ 2,500	\$ 2,500	\$ 240	\$ 1,190
20E000 2547 3250 09 000000	VEHICLE SRV MAINT	EQUIP RENTAL	DIST WIDE	\$ 500	\$ 500	\$ -	\$ -
20E000 2542 3380 01 000000	BUILDING CARE AND UPKEEP	TRAVEL	MANNING	\$ 50	\$ 50	\$ -	\$ -
20E000 2542 3380 02 000000	BUILDING CARE AND UPKEEP	TRAVEL	MILLER	\$ 50	\$ 50	\$ -	\$ -
20E000 2542 3380 03 000000	BUILDING CARE AND UPKEEP	TRAVEL	SOUTH	\$ 50	\$ 50	\$ -	\$ -
20E000 2542 3380 04 000000	BUILDING CARE AND UPKEEP	TRAVEL	JR HIGH	\$ 50	\$ 50	\$ -	\$ -
20E000 2542 3380 05 000000	BUILDING CARE AND UPKEEP	TRAVEL	SR HIGH	\$ 50	\$ 50	\$ -	\$ -
20E000 2547 3380 09 000000	VEHICLE SRV MAINT	TRAVEL	DIST WIDE	\$ 200	\$ 200	\$ -	\$ -
20E000 2542 3430 01 000000	BUILDING CARE AND UPKEEP	PHONE SERVICE	MANNING	\$ 880	\$ 880	\$ 678	\$ 744
20E000 2542 3430 02 000000	BUILDING CARE AND UPKEEP	PHONE SERVICE	MILLER	\$ 880	\$ 880	\$ 433	\$ 744
20E000 2542 3430 04 000000	BUILDING CARE AND UPKEEP	PHONE SERVICE	JR HIGH	\$ 550	\$ 550	\$ 393	\$ 399
20E000 2542 3430 05 000000	BUILDING CARE AND UPKEEP	PHONE SERVICE	SR HIGH	\$ 1,300	\$ 1,300	\$ 1,083	\$ 1,181

20E000 2542 3430 09 000000	BUILDING CARE AND UPKEEP	PHONE SERVICE	DIST WIDE	\$ 850	\$ 850	\$ 494	\$ 675
20E000 2543 3430 09 000000	GROUNDS CARE AND UPKEEP	PHONE SERVICE	DIST WIDE	\$ 1,000	\$ 1,000	\$ 787	\$ 697
20E000 2547 3430 09 000000	VEHICLE SRV MAINT	PHONE SERVICE	DIST WIDE	\$ 400	\$ 400	\$ 371	\$ 393
20E000 2542 3890 01 000000	BUILDING CARE AND UPKEEP	CONTRACTUAL SRVCS	MANNING	\$ 1,100	\$ 1,100	\$ 649	\$ 1,106
20E000 2542 3890 02 000000	BUILDING CARE AND UPKEEP	CONTRACTUAL SRVCS	MILLER	\$ 1,100	\$ 1,100	\$ 721	\$ 1,036
20E000 2542 3890 03 000000	BUILDING CARE AND UPKEEP	CONTRACTUAL SRVCS	SOUTH	\$ 1,100	\$ 1,100	\$ 649	\$ 969
20E000 2542 3890 04 000000	BUILDING CARE AND UPKEEP	CONTRACTUAL SRVCS	JR HIGH	\$ 1,100	\$ 1,100	\$ 865	\$ 966
20E000 2542 3890 05 000000	BUILDING CARE AND UPKEEP	CONTRACTUAL SRVCS	SR HIGH	\$ 6,000	\$ 6,000	\$ 2,550	\$ 2,620
20E000 2542 3900 01 000000	BUILDING CARE AND UPKEEP	OTHER PURCH SRV	MANNING	\$ 1,000	\$ 1,000	\$ 4,152	\$ 4,845
20E000 2542 3900 02 000000	BUILDING CARE AND UPKEEP	OTHER PURCH SRV	MILLER	\$ 1,000	\$ 1,000	\$ 50	\$ 1,823
20E000 2542 3900 03 000000	BUILDING CARE AND UPKEEP	OTHER PURCH SRV	SOUTH	\$ 1,000	\$ 1,000	\$ 100	\$ -
20E000 2542 3900 04 000000	BUILDING CARE AND UPKEEP	OTHER PURCH SRV	JR HIGH	\$ 1,000	\$ 1,000	\$ 348	\$ -
20E000 2542 3900 05 000000	BUILDING CARE AND UPKEEP	OTHER PURCH SRV	SR HIGH	\$ 10,000	\$ 10,000	\$ 2,738	\$ 1,288
20E000 2542 3900 09 000000	BUILDING CARE AND UPKEEP	OTHER PURCH SRV	DIST WIDE	\$ 40,000	\$ 40,000	\$ -	\$ 9,352
20E000 2543 3900 01 000000	GROUNDS CARE AND UPKEEP	OTHER PURCH SRV	MANNING	\$ -	\$ -	\$ 3,269	\$ 1,245
20E000 2543 3900 02 000000	GROUNDS CARE AND UPKEEP	OTHER PURCH SRV	MILLER	\$ -	\$ -	\$ 1,200	\$ 3,770
20E000 2543 3900 04 000000	GROUNDS CARE AND UPKEEP	OTHER PURCH SRV	JR HIGH	\$ -	\$ -	\$ 1,288	\$ 975
20E000 2543 3900 05 000000	GROUNDS CARE AND UPKEEP	OTHER PURCH SRV	SR HIGH	\$ -	\$ -	\$ 21,435	\$ 16,805
20E000 2543 3900 09 000000	GROUNDS CARE AND UPKEEP	OTHER PURCH SRV	DIST WIDE	\$ 28,000	\$ 28,000	\$ 4,625	\$ 5,185
20E000 2545 3900 05 000000	POOL CARE AND UPKEEP	OTHER PURCH SRV	SR HIGH	\$ 250	\$ 250	\$ 544	\$ 516
20E000 2546 3900 01 000000	SECURITY SERVICES	OTHER PURCH SRV	MANNING	\$ 2,000	\$ 2,000	\$ 1,730	\$ 2,480
20E000 2546 3900 02 000000	SECURITY SERVICES	OTHER PURCH SRV	MILLER	\$ 2,000	\$ 2,000	\$ 1,730	\$ 1,700
20E000 2546 3900 03 000000	SECURITY SERVICES	OTHER PURCH SRV	SOUTH	\$ 2,000	\$ 2,000	\$ 1,230	\$ 1,200
20E000 2546 3900 04 000000	SECURITY SERVICES	OTHER PURCH SRV	JR HIGH	\$ 2,000	\$ 2,000	\$ 1,730	\$ 1,700
20E000 2546 3900 05 000000	SECURITY SERVICES	OTHER PURCH SRV	SR HIGH	\$ 8,000	\$ 8,000	\$ 1,370	\$ 2,120
20E000 2547 3900 09 000000	VEHICLE SRV MAINT	OTHER PURCH SRV	DIST WIDE	\$ 5,500	\$ 5,500	\$ 9,120	\$ 2,303
20E000 2541 3910 09 000000	OPER/MAINTENANCE	ARCHITECHTS	DIST WIDE	\$ 50,000	\$ 50,000	\$ 8,009	\$ -
60E000 2536 3910 05 000000	BUILDING RENOVATION	ARCHITECHTS	SR HIGH	\$ -	\$ -	\$ 288,449	\$ -
60E000 2536 3910 09 000000	BUILDING RENOVATION	ARCHITECHTS	DIST WIDE	\$ -	\$ 50,000	\$ 68,262	\$ 74,061
90E000 2536 3090 09 000000	BUILDING RENOVATION	ARCHITECT FEE	DIST WIDE	\$ -	\$ 10,000	\$ 2,634	\$ 8,901
90E000 2536 3100 02 392500	BUILDING RENOVATION	PROFESSIONAL/TECHNICAL SERVICE	MILLER	\$ -	\$ 39,200	\$ -	\$ 10,800
90E000 2536 3230 01 000000	BUILDING RENOVATION	REPAIR/MAINT OF EQUIP	MANNING	\$ -	\$ -	\$ -	\$ -
<b>Purchase Services Subtotal - Purchase Services</b>				<b>\$ 515,360</b>	<b>\$ 614,060</b>	<b>\$ 740,937</b>	<b>\$ 359,641</b>
<b>Supplies and Materials</b>							
20E000 2542 4110 01 000000	BUILDING CARE AND UPKEEP	CONSUM SUPPLIES	MANNING	17,600.00	17,600.00	16,918.23	7,667.54
20E000 2542 4110 02 000000	BUILDING CARE AND UPKEEP	CONSUM SUPPLIES	MILLER	10,400.00	10,400.00	10,740.10	8,487.28
20E000 2542 4110 03 000000	BUILDING CARE AND UPKEEP	CONSUM SUPPLIES	SOUTH	5,700.00	5,700.00	5,432.04	2,959.76
20E000 2542 4110 04 000000	BUILDING CARE AND UPKEEP	CONSUM SUPPLIES	JR HIGH	15,500.00	15,500.00	13,240.18	4,106.33
20E000 2542 4110 05 000000	BUILDING CARE AND UPKEEP	CONSUM SUPPLIES	SR HIGH	30,000.00	30,000.00	25,935.59	17,398.40
20E000 2542 4110 09 000000	BUILDING CARE AND UPKEEP	CONSUM SUPPLIES	DIST WIDE	4,500.00	4,500.00	449.03	1,177.00
20E000 2543 4110 01 000000	GROUNDS CARE AND UPKEEP	CONSUM SUPPLIES	MANNING	0.00	0.00	3,072.20	632.00
20E000 2543 4110 02 000000	GROUNDS CARE AND UPKEEP	CONSUM SUPPLIES	MILLER	0.00	0.00	1,612.90	680.98
20E000 2543 4110 03 000000	GROUNDS CARE AND UPKEEP	CONSUM SUPPLIES	SOUTH	0.00	0.00	188.67	442.00
20E000 2543 4110 04 000000	GROUNDS CARE AND UPKEEP	CONSUM SUPPLIES	JR HIGH	0.00	0.00	1,760.48	1,932.00
20E000 2543 4110 05 000000	GROUNDS CARE AND UPKEEP	CONSUM SUPPLIES	SR HIGH	0.00	0.00	3,631.96	5,413.08
20E000 2543 4110 09 000000	GROUNDS CARE AND UPKEEP	CONSUM SUPPLIES	DIST WIDE	12,000.00	12,000.00	5,020.36	5,005.61
20E000 2544 4110 09 000000	EQUIPMENT CARE & UPKEEP	CONSUM SUPPLIES	DIST WIDE	1,000.00	1,000.00	285.55	0.00
20E000 2545 4110 05 000000	POOL CARE AND UPKEEP	CONSUM SUPPLIES	SR HIGH	12,000.00	12,000.00	4,822.31	2,343.85
20E000 2546 4110 02 000000	SECURITY SERVICES	CONSUM SUPPLIES	MILLER	100.00	100.00	0.00	168.00
20E000 2546 4110 03 000000	SECURITY SERVICES	CONSUM SUPPLIES	JR HIGH	100.00	100.00	0.00	376.00
20E000 2546 4110 05 000000	SECURITY SERVICES	CONSUM SUPPLIES	SR HIGH	100.00	100.00	0.00	258.00
20E000 2547 4110 09 000000	VEHICLE SRV MAINT	CONSUM SUPPLIES	DIST WIDE	700.00	700.00	195.75	631.18
20E000 2545 4130 05 000000	POOL CARE AND UPKEEP	OTHER MATERIALS	SR HIGH	1,000.00	1,000.00	458.98	1,426.00
20E000 2543 4170 09 000000	GROUNDS CARE AND UPKEEP	GROUNDS MAINT SUPPLIES	DIST WIDE	14,000.00	14,000.00	8,415.66	5,065.44
20E000 2547 4180 09 000000	VEHICLE SRV MAINT	GAS & OIL	DIST WIDE	9,000.00	9,000.00	6,693.31	4,730.24
20E000 2573 4180 09 530000	DISTRIBUTION SRVCS	GAS & OIL	DIST WIDE	500.00	0.00	0.00	0.00
20E000 2542 4190 01 000000	BUILDING CARE AND UPKEEP	REPLACEMENT PARTS	MANNING	3,100.00	3,100.00	3,191.87	797.03
20E000 2542 4190 02 000000	BUILDING CARE AND UPKEEP	REPLACEMENT PARTS	MILLER	2,500.00	2,500.00	1,157.80	1,978.60
20E000 2542 4190 03 000000	BUILDING CARE AND UPKEEP	REPLACEMENT PARTS	SOUTH	2,000.00	2,000.00	4,245.68	1,021.28
20E000 2542 4190 04 000000	BUILDING CARE AND UPKEEP	REPLACEMENT PARTS	JR HIGH	15,000.00	15,000.00	9,156.42	12,413.35

20E000 2542 4190 05 000000	BUILDING CARE AND UPKEEP	REPLACEMENT PARTS	SR HIGH	30,500.00	30,500.00	15,476.27	26,710.34
20E000 2542 4190 09 000000	BUILDING CARE AND UPKEEP	REPLACEMENT PARTS	DIST WIDE	20,000.00	20,000.00	551.69	376.90
20E000 2544 4190 04 000000	EQUIPMENT CARE & UPKEEP	REPLACEMENT PARTS	JR HIGH	500.00	500.00	0.00	0.00
20E000 2547 4190 09 000000	VEHICLE SRV MAINT	REPLACEMENT PARTS	DIST WIDE	2,500.00	2,500.00	310.21	1,123.50
20E000 2546 4240 02 000000	SECURITY SERVICES	SOFTWARE	MILLER	0.00	0.00	0.00	295.00
20E000 2546 4240 04 000000	SECURITY SERVICES	SOFTWARE	JR HIGH	0.00	0.00	0.00	295.00
20E000 2546 4240 09 000000	SECURITY SERVICES	SOFTWARE	DIST WIDE	700.00	700.00	762.00	726.00
20E000 2542 4650 01 000000	BUILDING CARE AND UPKEEP	NATURAL GAS	MANNING	15,000.00	15,000.00	16,984.27	21,158.75
20E000 2542 4650 02 000000	BUILDING CARE AND UPKEEP	NATURAL GAS	MILLER	12,000.00	12,000.00	10,365.21	12,627.84
20E000 2542 4650 03 000000	BUILDING CARE AND UPKEEP	NATURAL GAS	SOUTH	10,000.00	10,000.00	8,957.95	10,735.75
20E000 2542 4650 04 000000	BUILDING CARE AND UPKEEP	NATURAL GAS	JR HIGH	40,000.00	40,000.00	44,096.72	52,008.01
20E000 2542 4650 05 000000	BUILDING CARE AND UPKEEP	NATURAL GAS	SR HIGH	70,000.00	70,000.00	87,354.27	97,584.50
20E000 2542 4660 01 000000	BUILDING CARE AND UPKEEP	ELECTRICITY	MANNING	38,500.00	38,500.00	45,930.59	27,196.81
20E000 2542 4660 02 000000	BUILDING CARE AND UPKEEP	ELECTRICITY	MILLER	22,500.00	22,500.00	20,264.52	12,654.44
20E000 2542 4660 03 000000	BUILDING CARE AND UPKEEP	ELECTRICITY	SOUTH	18,000.00	18,000.00	19,876.51	13,044.82
20E000 2542 4660 04 000000	BUILDING CARE AND UPKEEP	ELECTRICITY	JR HIGH	95,000.00	95,000.00	112,905.11	79,188.31
20E000 2542 4660 05 000000	BUILDING CARE AND UPKEEP	ELECTRICITY	SR HIGH	300,000.00	300,000.00	338,715.33	237,564.79
20E000 2542 4900 01 000000	BUILDING CARE AND UPKEEP	OTH SUP/MTLS	MANNING	500.00	500.00	452.77	350.90
20E000 2542 4900 02 000000	BUILDING CARE AND UPKEEP	OTH SUP/MTLS	MILLER	300.00	300.00	0.00	216.47
20E000 2542 4900 03 000000	BUILDING CARE AND UPKEEP	OTH SUP/MTLS	SOUTH	200.00	200.00	0.00	112.37
20E000 2542 4900 04 000000	BUILDING CARE AND UPKEEP	OTH SUP/MTLS	JR HIGH	600.00	600.00	400.00	593.67
20E000 2542 4900 05 000000	BUILDING CARE AND UPKEEP	OTH SUP/MTLS	SR HIGH	800.00	800.00	280.46	37.94
20E000 2542 4900 09 000000	BUILDING CARE AND UPKEEP	OTH SUP/MTLS	DIST WIDE	5,500.00	5,500.00	1,718.31	2,343.86
20E000 2543 4900 09 000000	GROUNDS CARE AND UPKEEP	OTH SUP/MTLS	DIST WIDE	2.00	2.00	0.00	0.00
<b>Supplies and Materials</b>	<b>Subtotal - Supplies and Materials</b>			<b>\$ 839,902</b>	<b>\$ 839,402</b>	<b>\$ 852,027</b>	<b>\$ 684,057</b>
<b>Capital Outlay</b>							
20E000 2542 5500 01 000000	BUILDING CARE AND UPKEEP	CAPITAL EQUIPMENT	MANNING	5,000.00	5,000.00	0.00	2,343.14
20E000 2542 5500 02 000000	BUILDING CARE AND UPKEEP	CAPITAL EQUIPMENT	MILLER	5,000.00	5,000.00	4,975.00	3,068.00
20E000 2542 5500 03 000000	BUILDING CARE AND UPKEEP	CAPITAL EQUIPMENT	SOUTH	5,000.00	5,000.00	2,950.00	0.00
20E000 2542 5500 04 000000	BUILDING CARE AND UPKEEP	CAPITAL EQUIPMENT	JR HIGH	5,000.00	5,000.00	0.00	0.00
20E000 2542 5500 05 000000	BUILDING CARE AND UPKEEP	CAPITAL EQUIPMENT	SR HIGH	5,000.00	5,000.00	9,250.00	2,784.17
20E000 2542 5500 09 000000	BUILDING CARE AND UPKEEP	CAPITAL EQUIPMENT	DIST WIDE	50,000.00	50,000.00	0.00	0.00
20E000 2543 5500 09 000000	GROUNDS CARE AND UPKEEP	CAPITAL EQUIPMENT	DIST WIDE	55,000.00	55,000.00	0.00	57,788.45
20E000 2543 5500 59 000000	GROUNDS CARE AND UPKEEP	CAPITAL EQUIPMENT	DIST-SR HIGH	0.00	0.00	0.00	0.00
20E000 2544 5500 04 000000	EQUIPMENT CARE & UPKEEP	CAPITAL EQUIPMENT	JR HIGH	2,000.00	2,000.00	0.00	0.00
20E000 2544 5500 05 000000	EQUIPMENT CARE & UPKEEP	CAPITAL EQUIPMENT	SR HIGH	2,000.00	2,000.00	0.00	0.00
20E000 2545 5500 05 000000	POOL CARE AND UPKEEP	CAPITAL EQUIPMENT	SR HIGH	15,000.00	15,000.00	0.00	0.00
20E000 2546 5500 05 000000	SECURITY SERVICES	CAPITAL EQUIPMENT	SR HIGH	0.00	0.00	0.00	0.00
60E000 2536 5500 05 000000	BUILDING RENOVATION	CAPITAL EQUIPMENT	SR HIGH	0.00	250,000.00	509,124.00	260,430.00
60E000 2536 5500 09 000000	BUILDING RENOVATION	CAPITAL EQUIPMENT	DIST WIDE	100,000.00	250,000.00	0.00	0.00
90E000 2536 5220 02 000000	BUILDING RENOVATION	PROJECTS	MILLER	0.00	126,989.00	0.00	0.00
90E000 2536 5300 01 000000	BUILDING RENOVATION	BUILDING IMPROVEMENT	MANNING	0.00	0.00	890.98	0.00
90E000 2536 5300 01 392500	BUILDING RENOVATION	BUILDING IMPROVEMENT	MANNING	0.00	0.00	4,394.02	0.00
90E000 2536 5300 02 000000	BUILDING RENOVATION	BUILDING IMPROVEMENT	MILLER	0.00	0.00	50,971.75	0.00
90E000 2536 5300 02 392500	BUILDING RENOVATION	BUILDING IMPROVEMENT	MILLER	0.00	0.00	24,372.23	0.00
90E000 2536 5300 04 392500	BUILDING RENOVATION	BUILDING IMPROVEMENT	JR HIGH	0.00	0.00	5,545.00	0.00
90E000 2536 5300 05 000000	BUILDING RENOVATION	BUILDING IMPROVEMENT	SR HIGH	0.00	0.00	12,049.27	0.00
90E000 2536 5300 05 392500	BUILDING RENOVATION	BUILDING IMPROVEMENT	SR HIGH	0.00	0.00	4,888.75	0.00
<b>Capital Outlay</b>	<b>Subtotal - Capital Outlay</b>			<b>\$ 249,000</b>	<b>\$ 775,989</b>	<b>\$ 629,411</b>	<b>\$ 326,414</b>
<b>Other Objects</b>							
20E000 6000 6000 09 000000	CONTINGENCY	OTHER OBJECTS	DIST WIDE	100,000.00	100,000.00	0.00	0.00
20E000 2542 6430 09 000000	BUILDING CARE AND UPKEEP	PROFESSIONAL DUES	DIST WIDE	1,000.00	1,000.00	0.00	0.00
20E000 2543 6430 09 000000	GROUNDS CARE AND UPKEEP	PROFESSIONAL DUES	DIST WIDE	200.00	200.00	200.00	0.00
<b>Other Objects</b>	<b>Subtotal - Other Objects</b>			<b>\$ 101,200</b>	<b>\$ 101,200</b>	<b>\$ 200</b>	<b>\$ -</b>
<b>Non-Capital Equipment</b>							
20E000 2542 7400 01 000000	BUILDING CARE AND UPKEEP	NON-CAPITALIZED EQUIPMENT	MANNING	2,500.00	2,500.00	2,348.40	2,484.92
20E000 2542 7400 02 000000	BUILDING CARE AND UPKEEP	NON-CAPITALIZED EQUIPMENT	MILLER	2,500.00	2,500.00	0.00	1,099.00
20E000 2542 7400 03 000000	BUILDING CARE AND UPKEEP	NON-CAPITALIZED EQUIPMENT	SOUTH	2,500.00	2,500.00	0.00	0.00
20E000 2542 7400 04 000000	BUILDING CARE AND UPKEEP	NON-CAPITALIZED EQUIPMENT	JR HIGH	2,500.00	2,500.00	0.00	0.00
20E000 2542 7400 05 000000	BUILDING CARE AND UPKEEP	NON-CAPITALIZED EQUIPMENT	SR HIGH	2,500.00	2,500.00	1,198.00	744.00

20E000 2542 7400 09 000000	BUILDING CARE AND UPKEEP	NON-CAPITALIZED EQUIPMENT	DIST WIDE	2,500.00	2,500.00	731.99	0.00
20E000 2543 7400 09 000000	GROUNDS CARE AND UPKEEP	NON-CAPITALIZED EQUIPMENT	DIST WIDE	2,000.00	2,000.00	1,381.30	1,076.98
20E000 2544 7400 04 000000	EQUIPMENT CARE & UPKEEP	NON-CAPITALIZED EQUIPMENT	JR HIGH	0.00	0.00	0.00	471.63
20E000 2544 7400 05 000000	EQUIPMENT CARE & UPKEEP	NON-CAPITALIZED EQUIPMENT	SR HIGH	2,500.00	2,500.00	0.00	1,539.93
20E000 2545 7400 05 000000	POOL CARE AND UPKEEP	NON-CAPITALIZED EQUIPMENT	SR HIGH	2,000.00	2,000.00	0.00	703.05
20E000 2546 7400 01 000000	SECURITY SERVICES	NON-CAPITALIZED EQUIPMENT	MANNING	0.00	0.00	0.00	0.00
20E000 2546 7400 02 000000	SECURITY SERVICES	NON-CAPITALIZED EQUIPMENT	MILLER	0.00	0.00	0.00	906.00
20E000 2546 7400 04 000000	SECURITY SERVICES	NON-CAPITALIZED EQUIPMENT	JR HIGH	0.00	0.00	0.00	906.00
20E000 2546 7400 05 000000	SECURITY SERVICES	NON-CAPITALIZED EQUIPMENT	SR HIGH	0.00	0.00	0.00	0.00
20E000 2547 7400 09 000000	VEHICLE SRV MAINT	NON-CAPITALIZED EQUIPMENT	DIST WIDE	1,000.00	1,000.00	0.00	0.00
<b>Non-Capital Equipment</b>	<b>Subtotal - Non Capital Equipment</b>			<b>\$ 22,500</b>	<b>\$ 22,500</b>	<b>\$ 5,660</b>	<b>\$ 9,932</b>

<b>Purchase Services</b>	<b>\$ 515,360</b>	<b>\$ 614,060</b>	<b>\$ 740,937</b>	<b>\$ 359,641</b>
<b>Supplies and Materials</b>	<b>\$ 839,902</b>	<b>\$ 839,402</b>	<b>\$ 852,027</b>	<b>\$ 684,057</b>
<b>Capital Outlay</b>	<b>\$ 249,000</b>	<b>\$ 775,989</b>	<b>\$ 629,411</b>	<b>\$ 326,414</b>
<b>Other Objects</b>	<b>\$ 101,200</b>	<b>\$ 101,200</b>	<b>\$ 200</b>	<b>\$ -</b>
<b>Non-Capital Equipment</b>	<b>\$ 22,500</b>	<b>\$ 22,500</b>	<b>\$ 5,660</b>	<b>\$ 9,932</b>
<b>Grand Total</b>	<b>\$ 1,727,962</b>	<b>\$ 2,353,151</b>	<b>\$ 2,228,235</b>	<b>\$ 1,380,044</b>

**2022 BONDS BUDGET**

ACCOUNT #	ACCOUNT FUNCTION	ACCOUNT OBJECT	LOCATION	BUDGET FY23	BUDGET FY22	UNAUDITED FY22	ACTUAL FY21
<b>Purchase Services</b>							
61E000 2536 3910 01 000000	BUILDING RENOVATION	ARCHITECHTS		0.00	0.00	0.00	0.00
61E000 2536 3910 02 000000	BUILDING RENOVATION	ARCHITECHTS		0.00	0.00	0.00	0.00
61E000 2536 3910 04 000000	BUILDING RENOVATION	ARCHITECHTS		0.00	0.00	0.00	0.00
61E000 2536 3910 05 000000	BUILDING RENOVATION	ARCHITECHTS		0.00	0.00	0.00	0.00
61E000 2536 3910 09 000000	BUILDING RENOVATION	ARCHITECHTS		75,000.00	0.00	0.00	0.00
<b>Purchase Services</b>	<b>Subtotal - Purchase Services</b>			\$ 75,000	\$ -	\$ -	\$ -
<b>Capital Outlay</b>							
61E000 2536 5500 01 000000	BUILDING RENOVATION	CAPITAL EQUIPMENT		0.00	0.00	0.00	0.00
61E000 2536 5500 02 000000	BUILDING RENOVATION	CAPITAL EQUIPMENT		0.00	0.00	0.00	0.00
61E000 2536 5500 03 000000	BUILDING RENOVATION	CAPITAL EQUIPMENT		0.00	0.00	0.00	0.00
61E000 2536 5500 04 000000	BUILDING RENOVATION	CAPITAL EQUIPMENT		4,964,900.00	0.00	0.00	0.00
61E000 2536 5500 05 000000	BUILDING RENOVATION	CAPITAL EQUIPMENT		0.00	0.00	0.00	0.00
<b>Capital Outlay</b>	<b>Subtotal - Capital Outlay</b>			\$ 4,964,900	\$ -	\$ -	\$ -

<b>Purchase Services</b>	\$ 75,000	\$ -	\$ -	\$ -
<b>Capital Outlay</b>	\$ 4,964,900	\$ -	\$ -	\$ -
<b>Grand Total</b>	\$ 5,039,900	\$ -	\$ -	\$ -